

# Doors with thermal break

Thermo46, Thermo65, Thermo, ISOPRO, ISOPRO Secur, MZ Thermo46, MZ Thermo65,  
KSI Thermo46, FS Thermo65

Overview of spare parts

Valid from 01.10.2021

**HÖRMANN**

# Hörmann international sales companies and sales partners



**Hörmann KG**  
**Verkaufsgesellschaft**  
 Upheider Weg 94-98  
 D-33803 Steinhagen  
 Telefon +49 5204 915-0  
 Telefax +49 5204 915-277  
 Internet [www.hoermann.com](http://www.hoermann.com)

**Hörmann international sales companies**

**International sales partners**

## Hörmann international sales companies

**Hörmann Austria**  
 A-5310 Mondsee  
[info@hoermann.at](mailto:info@hoermann.at)

**Hörmann Baltic**  
 LT-14247 Vilnius r.  
[info@hoermann.lt](mailto:info@hoermann.lt)

**Hörmann Bel**  
 BY-220125 Minsk  
[info@hoermann.by](mailto:info@hoermann.by)

**Hörmann Belgium**  
 B-3700 Tongeren  
[info@hoermann.be](mailto:info@hoermann.be)

**Hörmann Bulgaria**  
 BG-1532 Sofia  
[info.sof@hoermann.bg](mailto:info.sof@hoermann.bg)

**Hörmann Česká republika**  
 CZ-252 68 Středokluky  
[info@hoermann.cz](mailto:info@hoermann.cz)

**Hörmann China**  
 CN-100176 Beijing  
[info@hoermann.cn](mailto:info@hoermann.cn)

**Hörmann Danmark**  
 DK-8920 Randers  
[info@hoermann.dk](mailto:info@hoermann.dk)

**Hörmann Eesti**  
 EST-76505 Saue  
[info.tll@hoermann.ee](mailto:info.tll@hoermann.ee)

**Hörmann España**  
 E-08228 Terrassa  
[info.cat@hoermann.es](mailto:info.cat@hoermann.es)

**Hörmann Finland**  
 FIN-02420 Jorvas  
[info@mesvac.fi](mailto:info@mesvac.fi)

**Hörmann France**  
 F-89107 Sens  
[info@hoermann.fr](mailto:info@hoermann.fr)

**Hörmann Hellas**  
 GR-19400 Koropi  
[info@hoermann.gr](mailto:info@hoermann.gr)

**Hörmann Hong Kong**  
 HK-Quarry Bay  
[info@hoermann.com.hk](mailto:info@hoermann.com.hk)

**Hörmann Hrvatska**  
 HR-10000 Zagreb  
[info@hoermann.hr](mailto:info@hoermann.hr)

**Hörmann Hungária**  
 H-2310 Szigetszentmiklós  
[info@hoermann.hu](mailto:info@hoermann.hu)

**Hörmann Indien**  
 Shakti Hörmann  
 IND-500015 Secunderabad,  
 Telangana  
[info@shaktihoermann.com](mailto:info@shaktihoermann.com)

**Hörmann Indonesia**  
 ID-12520 Jakarta  
[info@hoermann.id](mailto:info@hoermann.id)

**Hörmann Ireland**  
 IRL – Y35 XR22 Wexford  
[s.doyle.wex@hoermann.ie](mailto:s.doyle.wex@hoermann.ie)

**Hörmann Italia**  
 I-38015 Lavis (Trento)  
[info@hoermann.it](mailto:info@hoermann.it)

**Hörmann Kazakhstan**  
 KZ-050019 Almaty  
[info@hoermann.kz](mailto:info@hoermann.kz)

**Hörmann Malaysia**  
 MAL-40150 Shah Alam,  
 Selangor  
[sales@hoermann.com.my](mailto:sales@hoermann.com.my)

**Hörmann Maroc**  
 MA-28810 Mohammedia  
[info@hoermann.ma](mailto:info@hoermann.ma)

**Hörmann Mexico**  
 MEX-66350  
 Santa Catarina  
[info@hoermann.com.mx](mailto:info@hoermann.com.mx)

**Hörmann Middle East & Africa**  
 UAE-Dubai  
[info.dxb@hoermann.com](mailto:info.dxb@hoermann.com)

**Hörmann Myanmar**  
 MM-Yangon  
[info@hoermann.com.mm](mailto:info@hoermann.com.mm)

**Hörmann Nederland**  
 NL-3771 MB Barneveld  
[info@hoermann.nl](mailto:info@hoermann.nl)

**Hörmann Norge**  
 N-4640 Søgne  
[info@hoermann.no](mailto:info@hoermann.no)

**Hörmann Polska**  
 PL-62-052 Komorniki  
[info@hoermann.pl](mailto:info@hoermann.pl)

**Hörmann Portugal**  
 P-2710-297 Sintra  
[info@hoermann.pt](mailto:info@hoermann.pt)

**Hörmann Romania**  
 RO-077040, Chiajna,  
 Județul Ilfov  
[info@hoermann.ro](mailto:info@hoermann.ro)

**Hörmann Russia**  
 RUS-196626  
 Sankt Petersburg  
[info@hoermann.ru](mailto:info@hoermann.ru)

**Hörmann Schweiz**  
 CH-4702 Oensingen  
[info@hoermann.ch](mailto:info@hoermann.ch)

**Hörmann Serbia**  
 SRB-11272  
 Beograd-Dobanovci  
[info@hoermann.rs](mailto:info@hoermann.rs)

**Hörmann Slovenija**  
 SI-3301 Petrovče  
[info@hoermann.si](mailto:info@hoermann.si)

**Hörmann Slovenská republika**  
 SK-903 01 Senec  
[info.bts@hoermann.com](mailto:info.bts@hoermann.com)

**Hörmann Svenska**  
 S-70369 Örebro  
[info@hoermann.se](mailto:info@hoermann.se)

**Hörmann Thailand**  
 TH-Bangplee,  
 Samutprakarn 10540  
[info@hoermann.co.th](mailto:info@hoermann.co.th)

**Hörmann Türkiye**  
 TR-34870 Kartal – Istanbul  
[info.ist@hoermann.com.tr](mailto:info.ist@hoermann.com.tr)

**Hörmann UK**  
 GB-Leicestershire  
 LE67 4JW  
[info@hoermann.co.uk](mailto:info@hoermann.co.uk)

**Hörmann Ukraine**  
 UA-08300 Boryspil,  
 Kyivska Obl.  
[info@hoermann.com.ua](mailto:info@hoermann.com.ua)

**Hörmann High Performance Doors**  
 USA-Burgettstown,  
 PA 15021  
[info@hoermann-flexon.com](mailto:info@hoermann-flexon.com)

**Hörmann LLC**  
 USA-Montgomery,  
 IL 60538  
[info@hoermann.us](mailto:info@hoermann.us)

**Hörmann Vietnam**  
 VN-Hanoi  
[info.han@hoermann.vn](mailto:info.han@hoermann.vn)

For more information on our sales companies and sales partners, visit [www.hoermann.com](http://www.hoermann.com).

## International sales partners

Albania  
 Algeria  
 Argentina  
 Armenia  
 Australia  
 Azerbaijan

Bangladesh  
 Bolivia  
 Bosnia-Herzegovina  
 Brazil  
 Cambodia  
 Chile

Colombia  
 Cuba  
 Georgia  
 Iceland  
 Israel  
 Japan

Kosovo  
 Luxembourg  
 Malta  
 Moldova  
 Mongolia  
 Montenegro

New Zealand  
 North Macedonia  
 Peru  
 South Korea  
 Taiwan  
 The Philippines

Tunesia  
 Turkmenistan  
 Uruguay  
 Uzbekistan

Prices in €. Copyright. No part of this price list may be reproduced without our permission. All details subject to change.




# Contents

	Page
■ 1. <b>Lever handle sets (accessories)</b>	<b>6</b>
■ 2. <b>Lever / knob handle sets (accessories)</b>	<b>7</b>
■ 3. <b>Anti-panic handle sets (accessories)</b>	<b>8</b>
■ 4. <b>Oval rose escutcheon (accessories)</b>	<b>9</b>
■ 5. <b>Profile cylinders (accessories)</b>	<b>10</b>
For handle with oval rose escutcheon	10
For handle with round rose escutcheon ES 1	11
For push bar acc. to DIN EN 1125	12
For door fitting ES 0	13
For door fitting ES 1	14
For rose escutcheon	16
Keys to pass	17
■ 6. <b>Electric extras (accessories)</b>	<b>18</b>
Electric strike for TPS, MZ Thermo46 and KSI Thermo46	18
Electric strike for THP and MZ Thermo65	19
Electric strike for IP and IPS	20
Electric strike for FS Thermo65	21
Latch switching contact / reed contact	22
Hand transmitter / radio code switch / radio finger-scan	23
■ 7. <b>Door closer (accessories)</b>	<b>24</b>
■ 8. <b>Fitting accessories (accessories)</b>	<b>25</b>
■ 9. <b>Rain canopy / door drip (accessories)</b>	<b>27</b>
■ 10. <b>Bottom spacer profile / base frame profile (accessories)</b>	<b>28</b>
■ 11. <b>Mortice locks (replacement)</b>	<b>30</b>
Prepared for profile cylinder or round cylinder	30
With function B, split spindle	31
With function D, split spindle	32
With function E, continuous spindle	33
■ 12. <b>Multiple-point locking (replacement)</b>	<b>34</b>
Prepared for profile cylinder or round cylinder	34
With function B, split spindle	37
With function D, split spindle	38
With function E, continuous spindle	39
■ 13. <b>Fitting packs (replacement)</b>	<b>40</b>
For TPS	40
For THP	43
For IP / IPS	46
■ 14. <b>Lever handle sets (replacement)</b>	<b>47</b>
Rose escutcheon	47
ES 0 / ES 1	48
■ 15. <b>Lever / knob handle sets (replacement)</b>	<b>49</b>
Rose escutcheon	49
ES 0 / ES 1	50


# Contents

	Page
■ 16. Lever handle (replacement)	51
■ 17. Rose escutcheons (replacement)	52
■ 18. Handles (replacement)	53
■ 19. Push bar acc. to DIN EN 1125 (replacement)	55
■ 20. Duplicate key / security card (replacement)	57
■ 21. Electromechanical knob cylinder (replacement)	58
■ 22. Accessory bag / seals (replacement)	59
■ 23. Door closer individual parts (replacement)	62
■ 24. Leaf parts of hinge (replacement)	63
■ 25. Threshold (replacement)	66
■ 26. Spyhole (replacement)	68
■ 27. Electric extras for automation solution (replacement)	70
■ 28. Lock plates (replacement)	72
■ 29. Security bolts (replacement)	75
■ 30. Side element / transom light (replacement)	76
For TPS	76
For THP	78
For IP / IPS	83
Accessories	85
■ 31. Touch-up paint (replacement)	87
■ 32. Small parts (replacement)	88
■ Spare parts order form	89
■ Terms and conditions of supply and installation (issue 01.06.2003)	91

## Symbols used


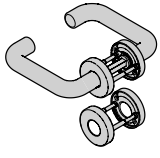
Symbol	Description
	Price on request
	Please note the extended delivery times
•	Prices marked with a dot indicate articles that are <b>available from stock</b> or are available immediately ex works.
	Article has been replaced
ERSTP	Introductory article for recording in the product configurator for configurable material (ERSTP recording applies alternatively for all materials)
✓	Applicable for listed door types
x	Not applicable for listed door types





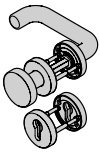
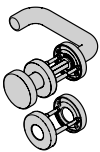
## Accessory parts

# 1. Lever handle sets (accessories)

Article	Description	Production period	Art. no.	Quantity	
	<b>Lever handle set D-110 with rose escutcheon, prepared for profile cylinder, 9 mm</b> Black plastic Aluminium Stainless steel  ✓ MZ Thermo46, MZ Thermo65, FS Thermo65		544353 •	Unit(s)	/ each
			344378 •		/ each
			344381 •		/ each
	<b>Lever handle set D-110 with rose escutcheon, prepared for round cylinder, 9 mm</b> Black plastic Aluminium Stainless steel  ✓ MZ Thermo46, MZ Thermo65		478561 •	Unit(s)	/ each
			478273 ⌚		/ each
			478272 ⌚		/ each

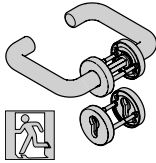
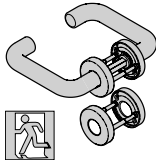
<b>ORDER</b>	Customer no.: _____ Order no.: _____	
	Customer name: _____	
	Shipping address: _____	
	_____	Stamp and signature
	Place / date: _____	

## 2. Lever / knob handle sets (accessories)

Article	Description	Production period	Art. no.	Quantity	
	<b>Lever / knob handle set D-110 / K-130 with rose escutcheon, prepared for profile cylinder, 9 mm</b> Black plastic Aluminium Stainless steel  ✓ MZ Thermo46, MZ Thermo65, FS Thermo65 ✓ in conjunction with an anti-panic lock for TPS, THP, MZ Thermo46 and MZ Thermo65		454744 •	Unit(s)	/each
			344382 •	_____	/each
			344383 •	_____	/each
	<b>Lever / knob handle set D-110 / K-130 with rose escutcheon, prepared for round cylinder, 9 mm</b> Black plastic Aluminium Stainless steel  ✓ MZ Thermo46, MZ Thermo65 ✓ in conjunction with an anti-panic lock for TPS, THP, MZ Thermo46 and MZ Thermo65		478564 ⌘	Unit(s)	/each
			478563 ⌘	_____	/each
			478562 ⌘	_____	/each

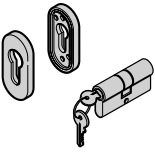
<b>ORDER</b>	Customer no.: _____ Order no.: _____	
	Customer name: _____	
	Shipping address: _____	
	_____	Stamp and signature
	Place / date: _____	

### 3. Anti-panic handle sets (accessories)

Article	Description	Production period	Art. no.	Quantity	
	<b>Anti-panic lever handle set D-110 with rose escutcheon, prepared for profile cylinder, 9 mm</b> Black plastic Aluminium Stainless steel  ✓ in conjunction with an anti-panic lock for TPS, THP, MZ Thermo46 and MZ Thermo65, FS Thermo65		454736 • 344379 • 344380 •	Unit(s)	
					/ each
					/ each
					/ each
	<b>Anti-panic lever handle set D-110 with rose escutcheon, prepared for round cylinder, 9 mm</b> Black plastic Aluminium Stainless steel  ✓ in conjunction with an anti-panic lock for TPS, THP, MZ Thermo46 and MZ Thermo65		274916 ⌚ 274918 ⌚ 274920 ⌚	Unit(s)	
					/ each
					/ each
					/ each

ORDER	Customer no.: _____ Order no.: _____	
	Customer name: _____	
	Shipping address: _____	
	_____	Stamp and signature
	Place / date: _____	




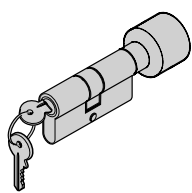
## 4. Oval rose escutcheon (accessories)

Article	Description	Production period	Art. no.	Quantity	
	<b>Interior and exterior oval rose escutcheon for hook bolt lock with additional bolt lock, including profile cylinder</b> Stainless steel ✓ TPS		278768 ⌚	Unit(s) _____	/each
	Stainless steel ✓ THP		342172 ⌚	_____	/each

<b>ORDER</b>	Customer no.: _____ Order no.: _____	
	Customer name: _____	
	Shipping address: _____	
	_____	Stamp and signature
	Place / date: _____	

## 5. Profile cylinders (accessories)



For handle with oval rose escutcheon

Article	Description	Production period	Art. no.	Quantity
	<b>Profile cylinder for handle with oval rose escutcheon</b>			Unit(s)
	<b>35.5 + 27.5 mm</b> With 5 keys With 8 keys With 10 keys Each additional key ✓ TPS		691130 • 691147 • 691148 •	_____ _____ _____ _____ / each / each / each / each
	<b>35.5 + 27.5 mm</b> 3 keys Each additional key ✓ TH		31550 •	_____ _____ / each / each
	<b>40.5 + 40.5 mm</b> With 5 keys With 8 keys With 10 keys Each additional key ✓ THP, IP		277215 • 277284 • 277286 •	_____ _____ _____ _____ / each / each / each / each
	<b>40.5 + 40.5 mm</b> With 5 keys ✓ IP		277215 •	_____ / each
	<b>Profile cylinder for handle with oval rose escutcheon, drilling and pull-off protection, with security card</b>			Unit(s)
	<b>40.5 + 40.5 mm</b> With 5 keys Each additional key ✓ THP		271281 •	_____ _____ / each / each
	<b>Knob cylinder for handle with oval rose escutcheon (door opening inwards)</b>			Unit(s)
	<b>35.5 (knob) + 27.5 mm</b> With 5 keys Each additional key ✓ TPS		632193 •	_____ _____ / each / each
	<b>Knob cylinder for handle with oval rose escutcheon</b>			Unit(s)
	<b>40.5 (knob) + 40.5 mm</b> With 5 keys Each additional key ✓ THP		344980 •	_____ _____ / each / each

ORDER	Customer no.: _____ Order no.: _____	
	Customer name: _____	
	Shipping address: _____	
	Place / date: _____	Stamp and signature _____

## 5. Profile cylinders (accessories)


### For handle with round rose escutcheon ES 1

Article	Description	Production period	Art. no.	Quantity	
	<b>Profile cylinder for handle with round rose escutcheon ES 1, drilling and pull-off protection, with security card</b>			Unit(s)	
	<b>40.5 + 31.5 mm</b>				
	With 5 keys		277280 •	_____	/each
	With 8 keys		691005 ⌚	_____	/each
	With 10 keys		691006 •	_____	/each
	Each additional key			_____	/each
	✓ TPS				
	<b>40.5 + 45.5 mm</b>				
	With 5 keys	Until 04.2018	277217 •	_____	/each
	With 8 keys	Until 04.2018	277288 •	_____	/each
	With 10 keys	Until 04.2018	277290 ⌚	_____	/each
	Each additional key			_____	/each
	✓ THP with internal rose escutcheon height = 8 mm (article number 277415)				
	<b>45.5 + 45.5 mm</b>				
	5 keys	From 05.2018	343325 •	_____	/each
	8 keys	From 05.2018	343396 ⌚	_____	/each
	10 keys	From 05.2018	343397 ⌚	_____	/each
	Each additional key			_____	/each
	✓ THP with internal rose escutcheon height = 10 mm (article number 271791 and 274664)				
	<b>45.5 + 45.5 mm</b>				
	5 keys	From 05.2018	343325 •	_____	/each
	✓ IPS				
	<b>Profile cylinder for handle with round rose escutcheon ES 1</b>			Unit(s)	
	<b>45.5 + 45.5 mm</b>				
	With 5 keys		277234 •	_____	/each
	Each additional key			_____	/each
	✓ FS Thermo65				

<b>ORDER</b>	Customer no.: _____ Order no.: _____	
	Customer name: _____	
	Shipping address: _____	
	_____	Stamp and signature
	Place / date: _____	

# 5. Profile cylinders (accessories)

For push bar acc. to DIN EN 1125


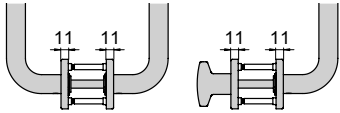
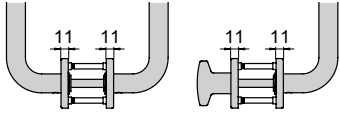

Article	Description	Production period	Art. no.	Quantity
	<b>Profile cylinder for push bar according to DIN EN 1125</b>			Unit(s)
	<b>40.5 + 31.5 mm</b>			
	With 5 keys		690999 •	_____ / each
	With 8 keys		691002 ⌛	_____ / each
	With 10 keys		691003 ⌛	_____ / each
	Each additional key			_____ / each
	✓ MZ Thermo46			
	<b>45.5 + 45.5 mm</b>			
	With 5 keys		277234 •	_____ / each
	With 8 keys		277292 ⌛	_____ / each
	With 10 keys		277294 ⌛	_____ / each
	Each additional key			_____ / each
	✓ MZ Thermo65			

ORDER	Customer no.: _____ Order no.: _____	
	Customer name: _____	
	Shipping address: _____	
	_____	Stamp and signature
	Place / date: _____	



## 5. Profile cylinder (accessories)





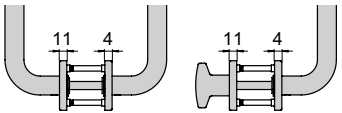



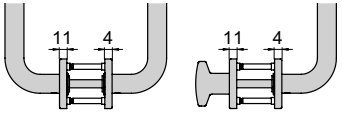

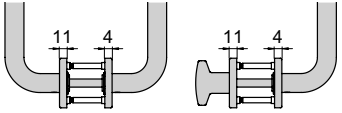
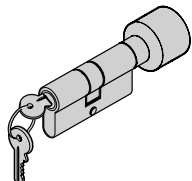

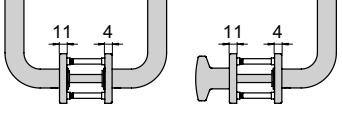
For door fitting ES 0

Article	Description	Production period	Art. no.	Quantity
	<b>Profile cylinder for door fitting ES 0</b>  <b>40.5 + 31.5 mm</b> With 5 keys With 8 keys With 10 keys Each additional key  ✓ TPS		690999 • 691002 ⌘ 691003 ⌘	Unit(s)  _____ /each _____ /each _____ /each _____ /each
	<b>45.5 + 45.5 mm</b> With 5 keys With 8 keys With 10 keys Each additional key  ✓ THP		277234 • 277292 ⌘ 277294 ⌘	_____ /each _____ /each _____ /each _____ /each
	<b>Profile cylinder for door fitting ES 0</b>  <b>40 + 30 mm</b> 3 keys Each additional key ✓ TH		690797 •	Unit(s)  _____ /each _____ /each

<b>ORDER</b>	Customer no.: _____ Order no.: _____	
	Customer name: _____	
	Shipping address: _____	
	Place / date: _____	Stamp and signature _____

## 5. Profile cylinders (accessories)


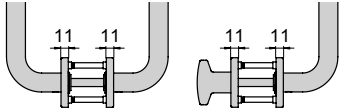
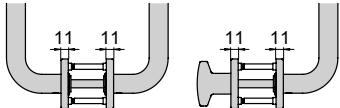
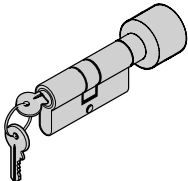
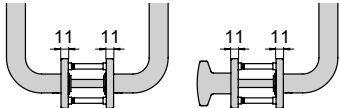
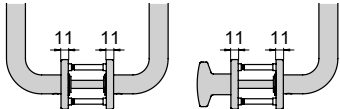
### For door fitting ES 1

Article	Description	Production period	Art. no.	Quantity
	<b>Profile cylinder for door fitting ES 1, drilling and pull-off protection, with security card</b>			Unit(s)
	<b>35.5 + 31.5 mm (opening inwards)</b>			
	5 keys	03.2013 – 02.2015	ERSTP 	_____ / each
	8 keys	03.2013 – 02.2015	ERSTP 	_____ / each
	10 keys	03.2013 – 02.2015	ERSTP 	_____ / each
	Each additional key			_____ / each
				
	✓ TPS, KSI Thermo46			
	<b>45.5 + 27.5 mm (opening outwards)</b>			
	5 keys	03.2013 – 02.2015	ERSTP 	_____ / each
	8 keys	03.2013 – 02.2015	ERSTP 	_____ / each
	10 keys	03.2013 – 02.2015	ERSTP 	_____ / each
	Each additional key			_____ / each
				
	✓ TPS			
	<b>40.5 + 45.5 mm</b>			
	5 keys	03.2013 – 02.2015	277217 •	_____ / each
	8 keys	03.2013 – 02.2015	277288 •	_____ / each
	10 keys	03.2013 – 02.2015	277290 	_____ / each
	Each additional key			_____ / each
				
	✓ THP			
	<b>Knob cylinder for door fitting ES 1, drilling and pull-off protection (door opening inwards), with security card</b>			Unit(s)
	<b>35.5 (knob) + 31.5 mm</b>			
	5 keys	03.2013 – 02.2015	ERSTP 	_____ / each
	Each additional key			_____ / each
				
	✓ TPS, KSI Thermo46			

<b>ORDER</b>	Customer no.: _____ Order no.: _____	
	Customer name: _____	
	Shipping address: _____	
	Place / date: _____	Stamp and signature _____

## 5. Profile cylinders (accessories)



### For door fitting ES 1

Article	Description	Production period	Art. no.	Quantity	
	<b>Profile cylinder for door fitting ES 1, drilling and pull-off protection, with security card</b>  <b>40.5 + 31.5 mm</b> 5 keys 8 keys 10 keys Each additional key  ✓ TPS, KSI Thermo46	From 03.2015 From 03.2015 From 03.2015	277280 • 691005 ⌚ 691006 •	Unit(s)  _____ _____ _____ _____	/each /each /each /each
	<b>45.5 + 45.5 mm</b> 5 keys 8 keys 10 keys Each additional key  ✓ THP	From 03.2015 From 03.2015 From 03.2015	343325 • 343396 ⌚ 343397 ⌚	_____ _____ _____ _____	/each /each /each /each
	<b>Knob cylinder for door fittings ES 1, drilling and pull-off protection, with security card</b>  <b>40.5 (knob) + 31.5 mm (Door opening inwards)</b> 5 keys Each additional key  ✓ TPS, KSI Thermo46	From 03.2015	ERSTP ⌚	Unit(s)  _____ _____	/each /each
	<b>45.5 (knob) + 45.5 mm</b> 5 keys Each additional key  ✓ THP	From 03.2015	ERSTP ⌚	_____ _____	/each /each

<b>ORDER</b>	Customer no.: _____		Order no.: _____	
	Customer name: _____			
	Shipping address: _____			
	Place / date: _____		Stamp and signature _____	

## 5. Profile cylinders (accessories)









### For rose escutcheon

Article	Description	Production period	Art. no.	Quantity
	<b>Profile cylinder for rose escutcheon</b>			Unit(s)
	<b>37.5 + 27.5 mm</b> With 5 keys ✓ TPS	Replaces article 271617 from 01.03.2021	276467 •	_____ / each
	<b>40.5 + 27.5 mm</b> With 5 keys Each additional key ✓ TPS with anti-panic handle set	Replaces article 690999	271617 •	_____ _____ / each / each
	<b>40.5 + 40.5 mm</b> With 5 keys With 8 keys With 10 keys Each additional key ✓ THP		277215 • 277284 • 277286 •	_____ _____ _____ _____ / each / each / each / each
	<b>40.5 + 40.5 mm</b> With 5 keys ✓ IP		277215 •	_____ / each
	<b>40.5 + 45.5 mm</b> With 5 keys Each additional key ✓ THP with anti-panic handle set ✓ FS Thermo65		271811 •	_____ _____ / each / each
	<b>Profile cylinder for rose escutcheon</b>			Unit(s)
	<b>40.5 + 27.5 mm</b> 3 keys Each additional key ✓ MZ Thermo46, MZ Thermo46 left / right (TPS 081)	Replaces article 694219	271615 •	_____ _____ / each / each
	<b>40.5 + 45.5 mm</b> 3 keys Each additional key ✓ MZ Thermo65		343408 •	_____ _____ / each / each

ORDER	Customer no.: _____ Order no.: _____	
	Customer name: _____	
	Shipping address: _____	
	Place / date: _____	Stamp and signature _____

## 5. Profile cylinders (accessories)

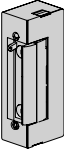
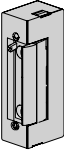
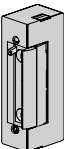
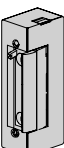
### Keys to pass

Article	Description	Production period	Art. no.	Quantity
	<b>Profile cylinder, keys to pass</b>			Unit(s)
	5 keys		ERSTP 	_____ / each
	8 keys		ERSTP 	_____ / each
	10 keys		ERSTP 	_____ / each
	Each additional key			_____ / each
	✓ TPS, THP			
	<b>Profile cylinder, keys to pass, drilling and pull-off protection, with security card</b>			Unit(s)
	5 keys		ERSTP 	_____ / each
	8 keys		ERSTP 	_____ / each
	10 keys		ERSTP 	_____ / each
	Each additional key			_____ / each
	✓ TPS, THP			

<b>ORDER</b>	Customer no.: _____ Order no.: _____	
	Customer name: _____	
	Shipping address: _____	
	Place / date: _____	Stamp and signature _____

## 6. Electric extras (accessories)

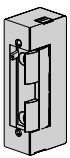
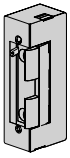
### Electric strike for TPS, MZ Thermo46 and KSI Thermo46

Article	Description	Production period	Art. no.	Quantity	
	<b>Electric strike with day catch</b> Dual handed  ✓ TPS, MZ Thermo46, KSI Thermo46	Until 08.2011	344495 •	Unit(s) _____	/ each
	<b>Electric strike with day catch (for steel lock plates)</b> Dual handed  ✓ TPS, MZ Thermo46, KSI Thermo46	09.2011 – 02.2013	274063 •	Unit(s) _____	/ each
	<b>Electric strike with day catch (for plastic lock plates)</b>  Dual handed (Replacement for 277518)  Dual handed  ✓ TPS, MZ Thermo46	03.2013 – 03.2016  From 04.2016	344495 •  344494 •	Unit(s) _____  _____	/ each  / each
	<b>Electric strike with day catch (for steel lock plates / RC 2)</b> Dual handed  ✓ TPS, MZ Thermo46, KSI Thermo46	From 03.2013	274063 •	Unit(s) _____	/ each

<b>ORDER</b>	Customer no.: _____ Order no.: _____	
	Customer name: _____	
	Shipping address: _____	
	_____	Stamp and signature
	Place / date: _____	

## 6. Electric extras (accessories)

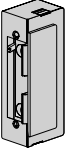
### Electric strike for THP and MZ Thermo65

Article	Description	Production period	Art. no.	Quantity
	<b>Electric strike with day catch</b>			Unit(s)
	Dual handed (Replacement for 277079)	03.2013 – 23.09.2015	344138 •	_____ /each
	Dual handed (replaces 344110)	From 26.09.2015	274661 •	_____ /each
	✓ THP, MZ Thermo65			
	<b>Electric strike with day catch and stop</b>			Unit(s)
	Dual handed		275114 •	_____ /each
	✓ THP, MZ Thermo65			

<b>ORDER</b>	Customer no.: _____ Order no.: _____	
	Customer name: _____	
	Shipping address: _____	
	Place / date: _____	Stamp and signature _____

# 6. Electric extras (accessories)

## Electric strike for IP and IPS

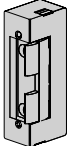
Article	Description	Production period	Art. no.	Quantity	
	<b>Electric strike with day catch</b> Dual handed		274662 •	Unit(s)	/ each
	✓ IP, IPS			_____	

ORDER	Customer no.: _____		Order no.: _____	
	Customer name: _____			
	Shipping address: _____			
	_____		Stamp and signature	
	Place / date: _____			



## 6. Electric extras (accessories)


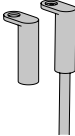
### Electric strike for FS Thermo65

Article	Description	Production period	Art. no.	Quantity	
	<b>Electric strikes</b>			Unit(s)	
	Dual handed  ✓ FS Thermo65		277729 •	_____	/ each

<b>ORDER</b>	Customer no.: _____		Order no.: _____	
	Customer name: _____			
	Shipping address: _____			
	_____		Stamp and signature	
	Place / date: _____			

# 6. Electric extras (accessories)



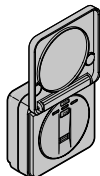
## Latch switching contact / reed contact

Article	Description	Production period	Art. no.	Quantity	
	<b>Latch switching contact with cable 6 m</b> For main latch, centre lock  ✓ THP, FS Thermo65		340014 •	Unit(s) _____	/ each
	<b>Reed contact with 4 m cable</b>  ✓ TPS, MZ Thermo46, KSI Thermo46  ✓ THP, MZ Thermo65		272265 •	Unit(s) _____	/ each
			271774 •	_____	/ each

ORDER	Customer no.: _____ Order no.: _____	
	Customer name: _____	
	Shipping address: _____	
	_____	Stamp and signature
	Place / date: _____	

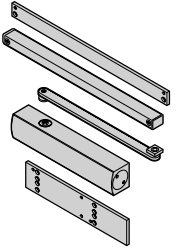
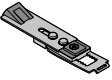
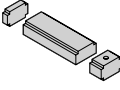
## 6. Electric extras (accessories)

### Hand transmitter / radio code switch / radio finger-scan

Article	Description	Production period	Art. no.	Quantity
	<b>Hand transmitter HSE 4 BS, textured black, neutral</b>  ✓ THP		4511763 •	Unit(s) _____ /each
	<b>Radio code switch FCT3 1 BS</b>  ✓ THP		4511857 •	Unit(s) _____ /each
	<b>Radio finger-scan FFL25-1 868-BS</b>  ✓ THP		4511865 •	Unit(s) _____ /each

<b>ORDER</b>	Customer no.: _____ Order no.: _____	
	Customer name: _____	
	Shipping address: _____	
	_____	Stamp and signature
	Place / date: _____	

## 7. Door closer (accessories)

Article	Description	Production period	Art. no.	Quantity	
	<b>Overhead door closer HDC 35</b> For fitting on opening side (hinge side) For fitting on closing side (opposite hinge side)  ✓TPS, THP, MZ Thermo46, MZ Thermo65, KSI Thermo46, FS Thermo65		275598 •	Unit(s)	/ each
			275600 •		/ each
	<b>Hold-open device TS 5000 and HDC 35</b> Mechanical hold-open device  ✓TPS, THP, MZ Thermo46, MZ Thermo65, KSI Thermo46		454841 ⌚	Unit(s)	/ each
	<b>Mechanical restrained opening</b> For HDC 35  ✓TPS, THP, MZ Thermo46, MZ Thermo65, KSI Thermo46		274946 ⌚	Unit(s)	/ each

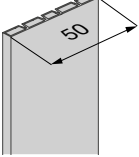
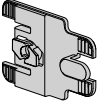
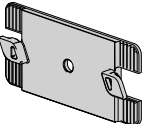

<b>ORDER</b>	Customer no.: _____ Order no.: _____	
	Customer name: _____	
	Shipping address: _____	
	_____	Stamp and signature
	Place / date: _____	

## 8. Fitting accessories (accessories)

Article	Description	Production period	Art. no.	Quantity
 (8x)	<b>Plug-and-screw set</b> Countersunk head screws, plugs 8 x 120 mm ✓ TPS, THP, IP, IPS, TH, MZ Thermo46, MZ Thermo65, KSI Thermo46, FS Thermo65	Replaces article 691027	343701 •	Unit(s) _____ /each
 (8x)	<b>Screw pack</b> Frame screw 7.5 x 182 mm ✓ TPS, THP, IP, IPS, TH, MZ Thermo46, MZ Thermo65, KSI Thermo46, FS Thermo65		274669 •	Unit(s) _____ /each
	<b>Screw-in anchor kit for aluminium frame</b> Length 180 mm (8 x anchors) ✓ TPS, THP, IP, IPS, TH, MZ Thermo46, MZ Thermo65, KSI Thermo46, FS Thermo65 Length 280 mm (8 x anchors) ✓ TPS, THP, IP, IPS, MZ Thermo46, MZ Thermo65, KSI Thermo46	Replaces article 278942 Replaces article 343578	276447 • 343578 •	Unit(s) _____ /each _____ /each
	<b>Set of 2 Hörmann fitting cushions</b> Pump range: 2 – 65 mm Maximum lifting weight: 100 kg ✓ TPS, THP, IP, IPS, MZ Thermo46, MZ Thermo65, KSI Thermo46		536744 •	Unit(s) _____ /each
	<b>Cleaning cloth</b> ✓ TPS, THP, IP, IPS, MZ Thermo46, MZ Thermo65, KSI Thermo46, FS Thermo65		4018988 •	Unit(s) _____ /each
	<b>Pre-compressed sealing strip for groove widths from 6 – 15 mm</b> Width 56 mm ✓ TPS, MZ Thermo46, KSI Thermo46 Width 74 mm ✓ THP, MZ Thermo65	Replaces article 278031 Replaces article 278034	273114 • 273115 •	Unit(s) _____ /each _____ /each

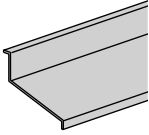
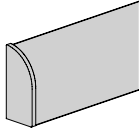
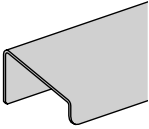
<b>ORDER</b>	Customer no.: _____		Order no.: _____	
	Customer name: _____			
	Shipping address: _____			
	_____		_____	
	Place / date: _____		Stamp and signature _____	

## 8. Fitting accessories (accessories)

Article	Description	Production period	Art. no.	Quantity	
	<b>Cover profile</b> Per package 2 × 2300 mm and 1 × 1300 mm, dimensions (W × D) 50 × 5 mm, profiles for one door without side element / transom light  RAL 9016 Golden Oak Dark Oak Night Oak Winchester Oak Titan Metallic CH 703  ✓ TPS, THP, MZ Thermo46, MZ Thermo65, KSI Thermo46			Unit(s)	
			275462 •	_____	/ each
			275464 •	_____	/ each
			275466 •	_____	/ each
			275468 •	_____	/ each
			342660 •	_____	/ each
			342659 •	_____	/ each
	<b>Accessory bag screw-in bracket TPS</b>  ✓ TPS, MZ Thermo46		273273 •	Unit(s) _____	/ each
	<b>Accessory bag screw-in bracket THP</b>  ✓ THP, MZ Thermo65		274749 •	Unit(s) _____	/ each
	<b>Stainless steel cleaner, 150 ml</b>  ✓ TPS, THP, IP, IPS		271337 •	Unit(s) _____	/ each

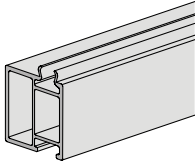
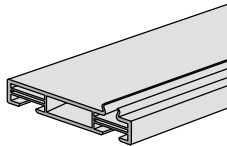
<b>ORDER</b>	Customer no.: _____ Order no.: _____	
	Customer name: _____	
	Shipping address: _____	
	_____	Stamp and signature
	Place / date: _____	

## 9. Rain canopy / door drip (accessories)

Article	Description	Production period	Art. no.	Quantity	
	<b>Rain canopy (anodised aluminium)</b> Overall frame dimension width, length: _____ mm  ✓TPS, THP, IP, IPS, MZ Thermo46, MZ Thermo65		ERSTP ⌚	Unit(s) _____	/each
	<b>Door drip</b> Aluminium painted in  RAL 9016 Overall frame dimension width, length: _____ mm  Stainless steel look Overall frame dimension width, length: _____ mm  ✓TPS, THP, IP, IPS, MZ Thermo46, MZ Thermo65, KSI Thermo46		ERSTP ⌚	Unit(s) _____	/each
	<b>Door drip</b> Stainless steel Overall frame dimension width, length: _____ mm  ✓TPS, THP, IP, IPS, MZ Thermo46, MZ Thermo65, KSI Thermo46, FS Thermo65		ERSTP ⌚	Unit(s) _____	/each

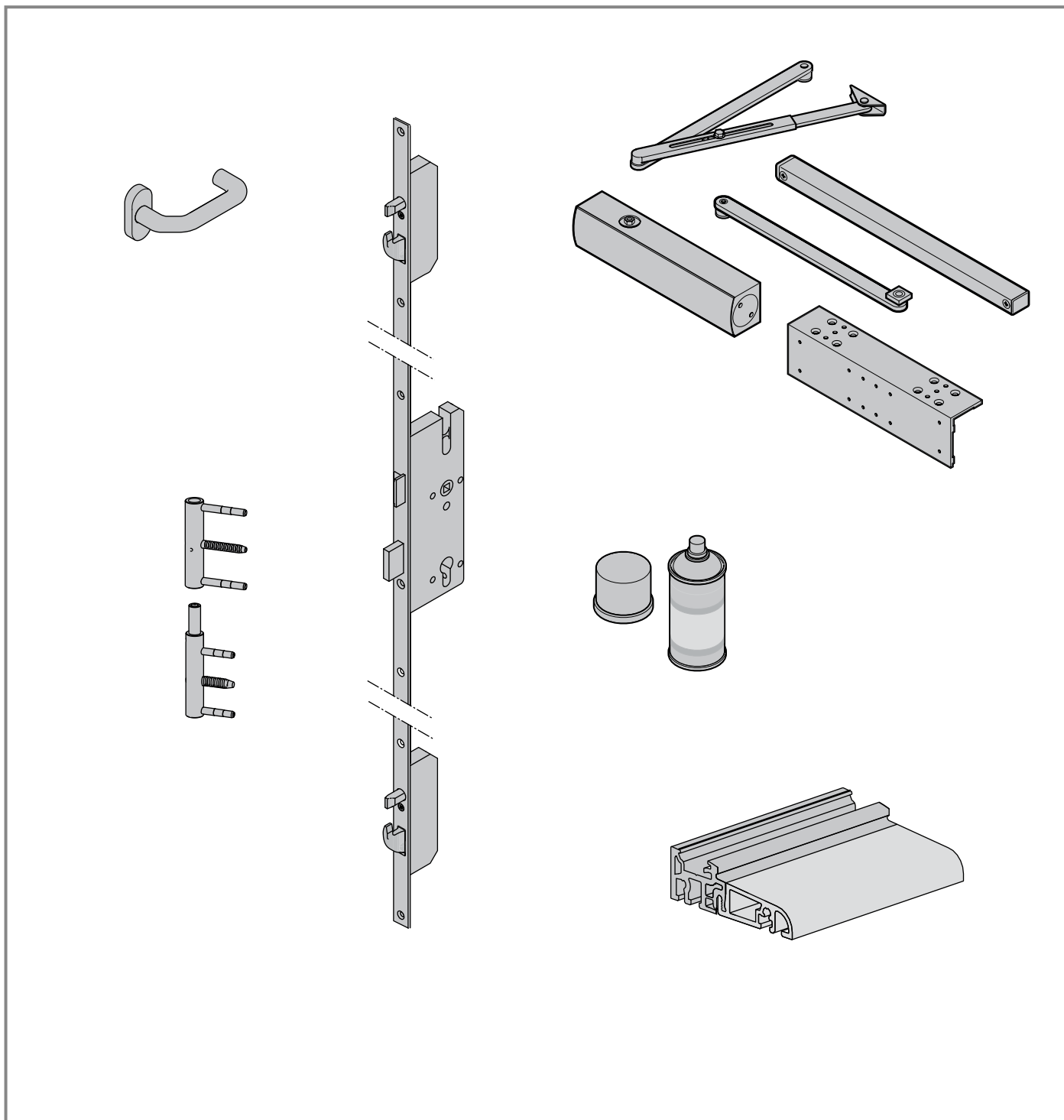
<b>ORDER</b>	Customer no.: _____ Order no.: _____	
	Customer name: _____	
	Shipping address: _____	
	Place / date: _____	Stamp and signature _____

# 10. Bottom spacer profile / base frame profile (accessories)

Article	Description	Production period	Art. no.	Quantity
	<b>Bottom spacer profile</b>			Unit(s)
	30 mm (height), 875 mm (length)		344593 •	/ each
	30 mm (height), 980 mm (length)		344594 •	/ each
	30 mm (height), 1000 mm (length)		344595 •	/ each
	30 mm (height), 1080 mm (length)		344596 •	/ each
	30 mm (height), 1100 mm (length)		278381 •	/ each
	30 mm (height), 1200 mm (length)		344597 •	/ each
	30 mm (height), 1250 mm (length)		278383 •	/ each
	60 mm (height), 1250 mm (length)		ERSTP ⚡	/ each
	90 mm (height), 1250 mm (length)		ERSTP ⚡	/ each
	120 mm (height), 1250 mm (length)		ERSTP ⚡	/ each
	150 mm (height), 1250 mm (length)		ERSTP ⚡	/ each
	180 mm (height), 1250 mm (length)		ERSTP ⚡	/ each
	30 mm (height), 1500 mm (length)		344598 •	/ each
	30 mm (height), 2250 mm (length)		ERSTP ⚡	/ each
	60 mm (height), 2250 mm (length)		ERSTP ⚡	/ each
	90 mm (height), 2250 mm (length)		ERSTP ⚡	/ each
	120 mm (height), 2250 mm (length)		ERSTP ⚡	/ each
	150 mm (height), 2250 mm (length)		ERSTP ⚡	/ each
	180 mm (height), 2250 mm (length)		ERSTP ⚡	/ each
	30 mm (height), 3250 mm (length)		ERSTP ⚡	/ each
	60 mm (height), 3250 mm (length)*		ERSTP ⚡	/ each
	90 mm (height), 3250 mm (length)*		ERSTP ⚡	/ each
	120 mm (height), 3250 mm (length)*		ERSTP ⚡	/ each
	150 mm (height), 3250 mm (length)*		ERSTP ⚡	/ each
	180 mm (height), 3250 mm (length)*		ERSTP ⚡	/ each
	Length: _____ mm, height: _____ mm		ERSTP ⚡	
	* Delivered separately			
	✓ TPS, THP, MZ Thermo46, MZ Thermo65, KSI Thermo46, IP, IPS			
	<b>Base frame profile</b>			Unit(s)
	15 mm (height), 1250 mm (length)		272165	/ each
	15 mm (height), up to 1250 mm (length)		ERSTP ⚡	/ each
	15 mm (height), up to 2250 mm (length)		ERSTP ⚡	/ each
	15 mm (height), up to 3250 mm (length)		ERSTP ⚡	/ each
	✓ THP, MZ Thermo65			

<b>ORDER</b>	Customer no.: _____ Order no.: _____	
	Customer name: _____	
	Shipping address: _____	
	Place / date: _____	Stamp and signature _____

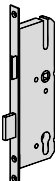
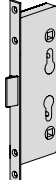
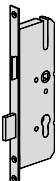




## Spare parts

# 11. Mortice locks (replacement)

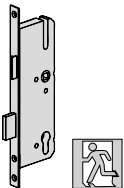
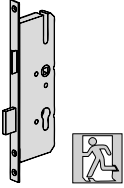
Prepared for profile cylinder or round cylinder

Article	Description	Production period	Art. no.	Quantity	
	<b>Mortice lock, □ 9 mm, distance 92 mm</b>			Unit(s)	
	For profile cylinder, left-hand hinged	Replaces article 275786	271404 •	_____	/ each
	For profile cylinder, right-hand hinged	Replaces article 275788	271405 •	_____	/ each
	For round cylinder, left-hand hinged	Replaces article 275790	271407 •	_____	/ each
	For round cylinder, right-hand hinged	Replaces article 275792	271408 •	_____	/ each
	✓ MZ Thermo46 , MZ Thermo65				
	<b>Mortice lock, □ 9 mm, distance 72 mm</b>			Unit(s)	
	For profile cylinder, dual handed		274930 •	_____	/ each
	✓ MZ Thermo46 left / right (TPS 081)				
	<b>FS mortice lock, □ 9 mm, distance 72 mm</b>			Unit(s)	
	For profile cylinder, left-hand hinged		277275 •	_____	/ each
	For profile cylinder, right-hand hinged		277276 •	_____	/ each
	✓ FS Thermo65				

ORDER	Customer no.: _____ Order no.: _____	
	Customer name: _____	
	Shipping address: _____	
	_____	Stamp and signature
	Place / date: _____	

# 11. Mortice locks (replacement)

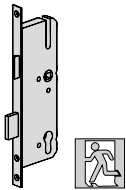
With function B, split spindle

Article	Description	Production period	Art. no.	Quantity	
	<b>Anti-panic lock, with split spindle, change-over function B, □ 9 mm, distance 92 mm</b>			Unit(s)	
	For profile cylinder, left-hand hinged	Replaces article 270777	271389 •	_____	/each
	For profile cylinder, right-hand hinged	Replaces article 270778	271486 •	_____	/each
	For round cylinder, left-hand hinged		274628 •	_____	/each
	For round cylinder, right-hand hinged		274630 •	_____	/each
	✓ MZ Thermo46, MZ Thermo65				
	<b>Anti-panic lock, with split spindle, change-over function B, □ 9 mm, distance 72 mm</b>			Unit(s)	
	For profile cylinder, left-hand hinged		277285 ⌚	_____	/each
	For profile cylinder, right-hand hinged		277305 ⌚	_____	/each
	Note: The anti-panic lock cannot be inserted into a door leaf with standard milling (lock without anti-panic). ✓ FS Thermo65				

<b>ORDER</b>	Customer no.: _____ Order no.: _____	
	Customer name: _____	
	Shipping address: _____	
	_____	Stamp and signature
	Place / date: _____	

# 11. Mortice locks (replacement)

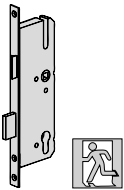
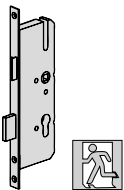
With function D, split spindle

Article	Description	Production period	Art. no.	Quantity	
	<b>Anti-panic lock with split spindle, passage function D, <math>\square</math> 9 mm, distance 92 mm</b>			Unit(s)	
	For profile cylinder, left-hand hinged	Replaces article 274103	271394 •	_____	/ each
	For profile cylinder, right-hand hinged	Replaces article 274105	271397 •	_____	/ each
	For round cylinder, left-hand hinged	Replaces article 274813	271401 •	_____	/ each
	For round cylinder, right-hand hinged	Replaces article 274815	271402 •	_____	/ each
	✓ MZ Thermo46, MZ Thermo65				

ORDER	Customer no.: _____ Order no.: _____	
	Customer name: _____	
	Shipping address: _____	
	_____	Stamp and signature
	Place / date: _____	

# 11. Mortice locks (replacement)

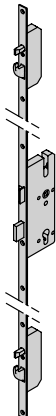
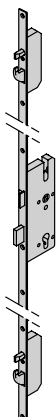

With function E, continuous spindle

Article	Description	Production period	Art. no.	Quantity
	<b>Anti-panic lock with lever function E, □ 9 mm, distance 92 mm</b>			Unit(s)
	For profile cylinder, left-hand hinged	Replaces article 274099	271391 •	_____/each
	For profile cylinder, right-hand hinged	Replaces article 274101	271393 •	_____/each
	For round cylinder, left-hand hinged	Replaces article 274809	271398 •	_____/each
	For round cylinder, right-hand hinged	Replaces article 274811	271400 •	_____/each
	✓ MZ Thermo46 , MZ Thermo65			
	<b>Anti-panic lock with lever function E, □ 9 mm, distance 72 mm</b>			Unit(s)
	For profile cylinder, left-hand hinged		277283 ⌚	_____/each
	For profile cylinder, right-hand hinged		277303 ⌚	_____/each
	Note: The anti-panic lock cannot be inserted into a door leaf with standard milling (lock without anti-panic). ✓ FS Thermo65			

<b>ORDER</b>	Customer no.: _____ Order no.: _____	
	Customer name: _____	
	Shipping address: _____	
	Place / date: _____	Stamp and signature _____

# 12. Multiple-point locking (replacement)

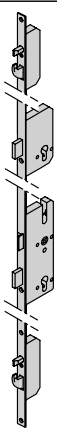
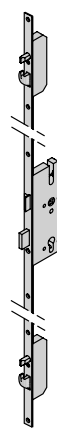

Prepared for profile cylinder or round cylinder

Article	Description	Production period	Art. no.	Quantity	
	<b>Hook bolt lock, □ 8 mm, distance 92 mm</b>			Unit(s)	
	<b>Overall frame dimension height &lt; 2100 mm</b>				
	For profile cylinder, left-hand hinged (replaces article 631134)	Until 12.2018	271339 •	_____	/ each
	For profile cylinder, right-hand hinged (replaces article 631158)	Until 12.2018	271340 •	_____	/ each
	For profile cylinder, left-hand hinged	From 01.2019	ERSTP •	_____	/ each
	For profile cylinder, right-hand hinged	From 01.2019	ERSTP •	_____	/ each
	<b>Overall frame dimension height ≥ 2100 mm</b>				
	For profile cylinder, left-hand hinged (replaces article 691022)	Until 12.2018	271342 •	_____	/ each
	For profile cylinder, right-hand hinged (replaces article 691023)	Until 12.2018	271345 •	_____	/ each
	For profile cylinder, left-hand hinged	From 01.2019	ERSTP •	_____	/ each
	For profile cylinder, right-hand hinged	From 01.2019	ERSTP •	_____	/ each
	<b>FS hook bolt lock, □ 9 mm, distance 92 mm</b>			Unit(s)	
	<b>Overall frame dimension height &lt; 2100 mm</b>				
	For profile cylinder, left-hand hinged		275637 •	_____	/ each
	For profile cylinder, right-hand hinged		275639 •	_____	/ each
	<b>Overall frame dimension height ≥ 2100 mm</b>				
	For profile cylinder, left-hand hinged		275634 •	_____	/ each
	For profile cylinder, right-hand hinged		275636 •	_____	/ each
	✓ FS Thermo65				
	<b>Lock screw / lock cover screw</b>			Unit(s)	
	4.0 × 40 mm		691425 •	_____	/ each
	✓ TPS, THP, TH, MZ Thermo46, MZ Thermo65, KSI Thermo46				

ORDER	Customer no.: _____ Order no.: _____	
	Customer name: _____	
	Shipping address: _____	
	_____	Stamp and signature
	Place / date: _____	

# 12. Multiple-point locking (replacement)

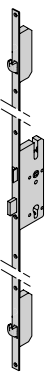
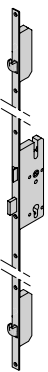
Prepared for profile cylinder or round cylinder

Article	Description	Production period	Art. no.	Quantity	
	<b>Hook bolt lock with additional bolt lock, □ 8 mm, distance 92 mm (not for handle HB 38-2)</b>  For profile cylinder, left-hand hinged For profile cylinder, right-hand hinged  ✓ TPS, THP			Unit(s)	
			691024 • _____ 691025 • _____		/each /each
	<b>Automatic lock hook bolt, □ 8 mm, distance 92 mm</b>  <b>Overall frame dimension height &lt; 2100 mm</b> For profile cylinder, left-hand hinged For profile cylinder, right-hand hinged  <b>Overall frame dimension height ≥ 2100 mm</b> For profile cylinder, left-hand hinged For profile cylinder, right-hand hinged  <b>Overall frame dimension height ≥ 1990 mm</b> For round cylinder, left-hand hinged For round cylinder, right-hand hinged  ✓ THP			Unit(s)	
			270281 • _____ 270282 • _____  270283 • _____ 270285 • _____  270286 • _____ 270287 • _____		/each /each  /each /each  /each /each
	<b>Automatic lock with electric motor, □ 8 mm, distance 92 mm</b>  <b>Overall frame dimension height &lt; 2100 mm</b> For profile cylinder, left-hand hinged For profile cylinder, right-hand hinged  <b>Overall frame dimension height ≥ 2100 mm</b> For profile cylinder, left-hand hinged For profile cylinder, right-hand hinged  <b>Overall frame dimension height ≥ 1990 mm</b> For round cylinder, left-hand hinged For round cylinder, right-hand hinged  ✓ THP			Unit(s)	
			343667 • _____ 343668 • _____  343682 • _____ 343683 • _____  270295 • _____ 270298 • _____		/each /each  /each /each  /each /each

<b>ORDER</b>	Customer no.: _____ Order no.: _____	
	Customer name: _____	
	Shipping address: _____	
	Place / date: _____	Stamp and signature _____

# 12. Multiple-point locking (replacement)

Prepared for profile cylinder or round cylinder

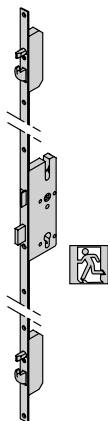
Article	Description	Production period	Art. no.	Quantity	
	<b>Hook bolt lock, □ 8 mm, distance 92 mm, key-operated</b>			Unit(s)	
	<b>Overall frame dimension height &lt; 2100 mm</b>				
	For profile cylinder, left-hand hinged		ERSTP •	_____	/ each
	For profile cylinder, right-hand hinged		ERSTP •	_____	/ each
	<b>Overall frame dimension height ≥ 2100 mm</b>				
	For profile cylinder, left-hand hinged (replaces article 343430)	Until 05.2019	271341 •	_____	/ each
	For profile cylinder, right-hand hinged (replaces article 343431)	Until 03.2019	271344 •	_____	/ each
	For profile cylinder, left-hand hinged	From 05.2019	ERSTP •	_____	/ each
	For profile cylinder, right-hand hinged	From 04.2019	ERSTP •	_____	/ each
	✓ TH, IP, IPS				
	<b>Hook bolt lock, □ 8 mm, distance 92 mm, lever-operated</b>			Unit(s)	
	For profile cylinder, left-hand hinged		343428 •	_____	/ each
	For profile cylinder, right-hand hinged		343429 •	_____	/ each
	✓ TH				

ORDER	Customer no.: _____ Order no.: _____	
	Customer name: _____	
	Shipping address: _____	
	Place / date: _____	Stamp and signature _____



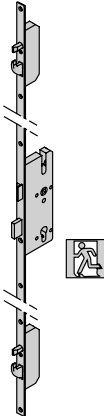
## 12. Multiple-point locking (replacement)

With function B, split spindle

Article	Description	Production period	Art. no.	Quantity	
	<b>Anti-panic multiple-point locking (hook bolt) with split spindle, with change-over function B, □ 9 mm, distance 92 mm</b>			Unit(s)	
	<b>Overall frame dimension height ≥ 1990 mm</b> For profile cylinder, left-hand hinged For profile cylinder, right-hand hinged  Note: Subsequent replacement with the hook bolt lock is only possible from an overall frame dimension height of 2100 mm.  ✓ TPS, THP, MZ Thermo46, MZ Thermo65		ERSTP • ERSTP •	_____ _____	/each /each

<b>ORDER</b>	Customer no.: _____ Order no.: _____	
	Customer name: _____	
	Shipping address: _____	
	_____	Stamp and signature
	Place / date: _____	

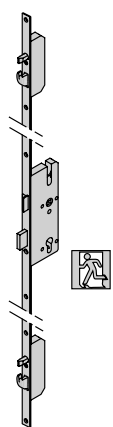
# 12. Multiple-point locking (replacement) With function D, split spindle

Article	Description	Production period	Art. no.	Quantity	
	<b>Anti-panic multiple-point locking (hook bolt) with split spindle, with passage function D, □ 9 mm, distance 92 mm</b>			Unit(s)	
	<b>Overall frame dimension height ≥ 1990 mm</b> For profile cylinder, left-hand hinged For profile cylinder, right-hand hinged		274980 • 274983 •	_____ _____	/ each / each
	<b>Overall frame dimension height ≥ 1990 mm</b> For round cylinder, left-hand hinged For round cylinder, right-hand hinged		275590 ⌚ 275591 ⌚	_____ _____	/ each / each
	Note: Subsequent replacement with the hook bolt lock is only possible from an overall frame dimension height of 2100 mm.				
	✓ TPS, THP, MZ Thermo46, MZ Thermo65				

ORDER	Customer no.: _____ Order no.: _____	
	Customer name: _____	
	Shipping address: _____	
	_____	Stamp and signature
	Place / date: _____	

# 12. Multiple-point locking (replacement)

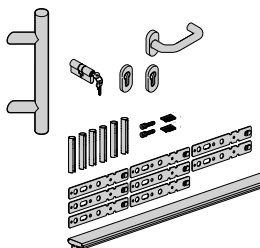
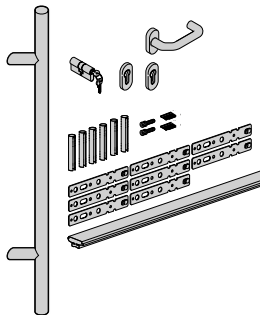
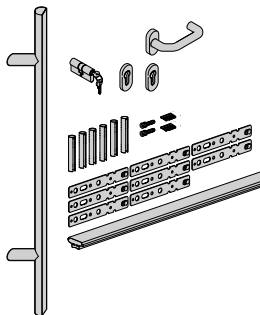
With function E, continuous spindle

Article	Description	Production period	Art. no.	Quantity	
	<b>Anti-panic multiple-point locking (hook bolt) with lever function E, □ 9 mm, distance 92 mm</b>			Unit(s)	
	<b>Overall frame dimension height ≥ 1990 mm</b> For profile cylinder, left-hand hinged For profile cylinder, right-hand hinged		274974 • 274977 •	_____ _____	/each /each
	<b>Overall frame dimension height ≥ 1990 mm</b> For round cylinder, left-hand hinged For round cylinder, right-hand hinged		275584 ⌚ 275589 ⌚	_____ _____	/each /each
	Note: Subsequent replacement with the hook bolt lock is only possible from an overall frame dimension height of 2100 mm.				
	✓ TPS, THP, MZ Thermo46, MZ Thermo65				

<b>ORDER</b>	Customer no.: _____ Order no.: _____	
	Customer name: _____	
	Shipping address: _____	
	_____	Stamp and signature
	Place / date: _____	

# 13. Fitting packs (replacement)

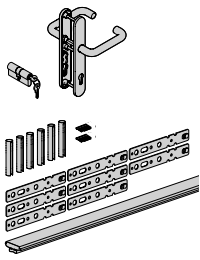
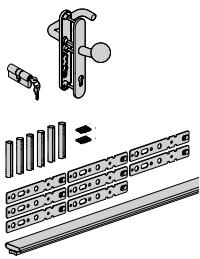
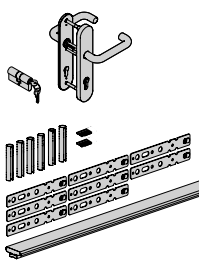
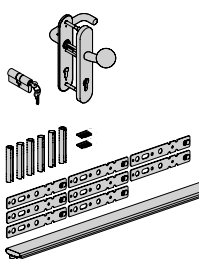
For TPS

Article	Description	Production period	Art. no.	Quantity	
	<b>Fitting pack 01</b> <ul style="list-style-type: none"> <li>• Handle HB 14-2</li> <li>• Exterior oval rose escutcheon (screwed)</li> <li>• Interior lever handle D-116, oval rose escutcheon</li> <li>• Interior oval rose escutcheon (bonded)</li> <li>• Profile cylinder 27.5 + 35.5 mm</li> <li>• Decorative caps (6x)</li> <li>• System screws (2x)</li> <li>• Brush seals (2x)</li> <li>• Screw-in anchors (8x)</li> <li>• Cover profile for threshold</li> </ul> ✓ TPS		277257 •	Unit(s) _____	/ each
	<b>Fitting pack 02</b> <ul style="list-style-type: none"> <li>• Handle HB 38-2</li> <li>• Exterior oval rose escutcheon (screwed)</li> <li>• Interior lever handle D-116, oval rose escutcheon</li> <li>• Interior oval rose escutcheon (bonded)</li> <li>• Profile cylinder 27.5 + 35.5 mm</li> <li>• Decorative caps (6x)</li> <li>• System screws (2x)</li> <li>• Brush seals (2x)</li> <li>• Screw-in anchors (8x)</li> <li>• Cover profile for threshold</li> </ul> ✓ TPS		277298 •	Unit(s) _____	/ each
	<b>Fitting pack 48</b> <ul style="list-style-type: none"> <li>• Handle HB 38-3</li> <li>• Exterior oval rose escutcheon (screwed)</li> <li>• Interior lever handle D-116, oval rose escutcheon</li> <li>• Interior oval rose escutcheon (bonded)</li> <li>• Profile cylinder 27.5 + 35.5 mm</li> <li>• Decorative caps (6x)</li> <li>• System screws (2x)</li> <li>• Brush seals (2x)</li> <li>• Screw-in anchors (8x)</li> <li>• Cover profile for threshold</li> </ul> ✓ TPS		270165 •	Unit(s) _____	/ each

ORDER	Customer no.: _____ Order no.: _____	
	Customer name: _____	
	Shipping address: _____	
	Place / date: _____	Stamp and signature _____

# 13. Fitting packs (replacement)

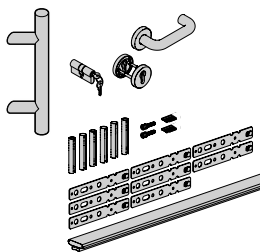
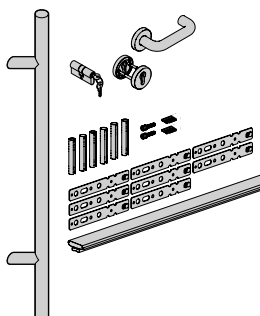
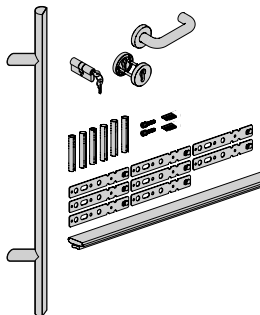
For TPS

Article	Description	Production period	Art. no.	Quantity	
	<b>Fitting pack 03</b> <ul style="list-style-type: none"> <li>Door fitting ES 0, lever handle D-116/D-116</li> <li>Profile cylinder 31.5 + 40.5 mm</li> <li>Decorative caps (6x)</li> <li>Brush seals (2x)</li> <li>Screw-in anchors (8x)</li> <li>Cover profile for threshold</li> </ul> ✓ TPS		277300 •	Unit(s) _____	/each
	<b>Fitting pack 04</b> <ul style="list-style-type: none"> <li>Door fitting ES 0, lever / knob D-116/K-160</li> <li>Profile cylinder 31.5 + 40.5 mm</li> <li>Decorative caps (6x)</li> <li>Brush seals (2x)</li> <li>Screw-in anchors (8x)</li> <li>Cover profile for threshold</li> </ul> ✓ TPS		277302 •	Unit(s) _____	/each
	<b>Fitting pack 05</b> <ul style="list-style-type: none"> <li>Door fitting ES 1, lever handle D-116/D-116</li> <li>Profile cylinder 40.5 + 31.5 mm</li> <li>Decorative caps (6x)</li> <li>Brush seals (2x)</li> <li>Screw-in anchors (8x)</li> <li>Cover profile for threshold</li> </ul> ✓ TPS / KSI Thermo46		343355 •	Unit(s) _____	/each
	<b>Fitting pack 06</b> <ul style="list-style-type: none"> <li>Door fitting ES 1, lever / knob D-116/K-160</li> <li>Profile cylinder 40.5 + 31.5 mm</li> <li>Decorative caps (6x)</li> <li>Brush seals (2x)</li> <li>Screw-in anchors (8x)</li> <li>Cover profile for threshold</li> </ul> ✓ TPS / KSI Thermo46		343356 •	Unit(s) _____	/each

<b>ORDER</b>	Customer no.: _____		Order no.: _____	
	Customer name: _____			
	Shipping address: _____			
	_____		_____	
	Place / date: _____		Stamp and signature _____	

# 13. Fitting packs (replacement)

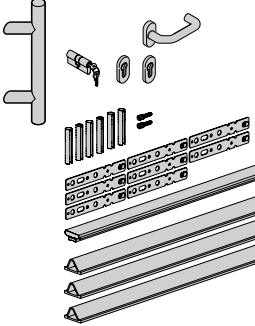
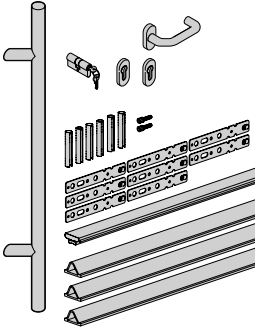
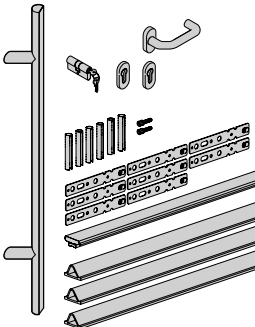
For TPS

Article	Description	Production period	Art. no.	Quantity	
	<b>Fitting pack 07</b> <ul style="list-style-type: none"> <li>• Handle HB 14-2</li> <li>• Interior lever handle D-110, round rose escutcheon</li> <li>• Interior and exterior round rose escutcheon</li> <li>• Profile cylinder 31.5 + 40.5 mm</li> <li>• Decorative caps (6x)</li> <li>• System screws (2x)</li> <li>• Brush seals (2x)</li> <li>• Screw-in anchors (8x)</li> <li>• Cover profile for threshold</li> </ul> ✓ TPS	Replaces article 278087	274741 •	Unit(s) _____	/ each
	<b>Fitting pack 08</b> <ul style="list-style-type: none"> <li>• Handle HB 38-2</li> <li>• Interior lever handle D-110, round rose escutcheon</li> <li>• Interior and exterior round rose escutcheon</li> <li>• Profile cylinder 31.5 + 40.5 mm</li> <li>• Decorative caps (6x)</li> <li>• System screws (2x)</li> <li>• Brush seals (2x)</li> <li>• Screw-in anchors (8x)</li> <li>• Cover profile for threshold</li> </ul> ✓ TPS	Replaces article 278089	274743 •	Unit(s) _____	/ each
	<b>Fitting pack 49</b> <ul style="list-style-type: none"> <li>• Handle HB 38-3</li> <li>• Interior lever handle D-110, round rose escutcheon</li> <li>• Interior and exterior round rose escutcheon</li> <li>• Profile cylinder 31.5 + 40.5 mm</li> <li>• Decorative caps (6x)</li> <li>• System screws (2x)</li> <li>• Brush seals (2x)</li> <li>• Screw-in anchors (8x)</li> <li>• Cover profile for threshold</li> </ul> ✓ TPS		270166 •	Unit(s) _____	/ each

ORDER	Customer no.: _____ Order no.: _____	
	Customer name: _____	
	Shipping address: _____	
	_____	Stamp and signature
	Place / date: _____	

# 13. Fitting packs (replacement)

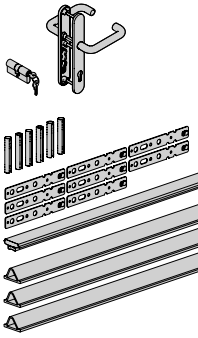
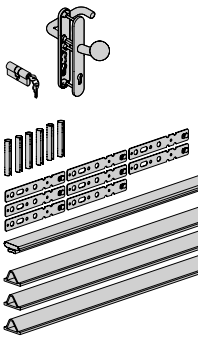
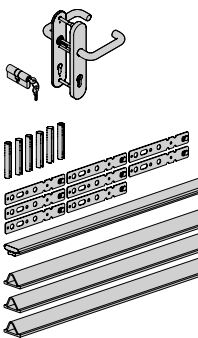
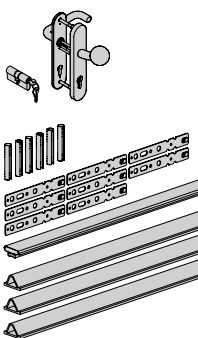
For THP

Article	Description	Production period	Art. no.	Quantity
	<b>Fitting pack A</b> <ul style="list-style-type: none"> <li>• Handle HB 14-2</li> <li>• Exterior oval rose escutcheon (screwed)</li> <li>• Interior lever handle D-116, oval rose escutcheon</li> <li>• Interior oval rose escutcheon (bonded)</li> <li>• Profile cylinder 40.5 + 40.5 mm</li> <li>• Decorative caps (6x)</li> <li>• System screws (2x)</li> <li>• Screw-in anchors (8x)</li> <li>• Cover profile for threshold</li> <li>• Security strips (3x)</li> </ul>		277352 •	Unit(s) _____ / each
	✓ THP			
	<b>Fitting pack B</b> <ul style="list-style-type: none"> <li>• Handle HB 38-2</li> <li>• Exterior oval rose escutcheon (screwed)</li> <li>• Interior lever handle D-116, oval rose escutcheon</li> <li>• Interior oval rose escutcheon (bonded)</li> <li>• Profile cylinder 40.5 + 40.5 mm</li> <li>• Decorative caps (6x)</li> <li>• System screws (2x)</li> <li>• Screw-in anchors (8x)</li> <li>• Cover profile for threshold</li> <li>• Security strips (3x)</li> </ul>		277354 •	Unit(s) _____ / each
	✓ THP			
	<b>Fitting pack S</b> <ul style="list-style-type: none"> <li>• Handle HB 38-3</li> <li>• Exterior oval rose escutcheon (screwed)</li> <li>• Interior lever handle D-116, oval rose escutcheon</li> <li>• Interior oval rose escutcheon (bonded)</li> <li>• Profile cylinder 40.5 + 40.5 mm</li> <li>• Decorative caps (6x)</li> <li>• System screws (2x)</li> <li>• Screw-in anchors (8x)</li> <li>• Cover profile for threshold</li> <li>• Security strips (3x)</li> </ul>		270168 •	Unit(s) _____ / each
	✓ THP			

<b>ORDER</b>	Customer no.: _____ Order no.: _____	
	Customer name: _____	
	Shipping address: _____	
	Place / date: _____	Stamp and signature _____

# 13. Fitting packs (replacement)

For THP

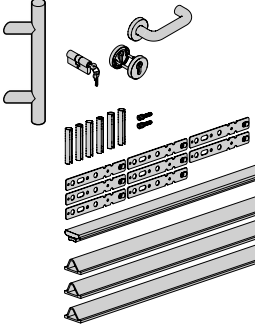
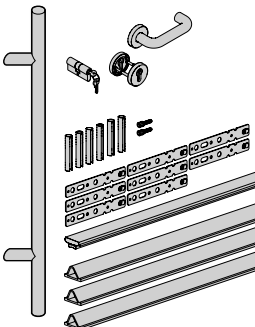
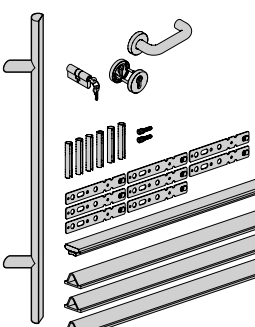
Article	Description	Production period	Art. no.	Quantity	
	<b>Fitting pack C</b> <ul style="list-style-type: none"> <li>Fitting ES 0 lever handle D-116/D-116</li> <li>Profile cylinder 45.5 + 45.5 mm</li> <li>Decorative caps (6x)</li> <li>Screw-in anchors (8x)</li> <li>Cover profile for threshold</li> <li>Security strips (3x)</li> </ul> ✓ THP		277357 •	Unit(s) _____	/ each
	<b>Fitting pack D</b> <ul style="list-style-type: none"> <li>Fitting ES 0 lever / knob D-116/K-160</li> <li>Profile cylinder 45.5 + 45.5 mm</li> <li>Decorative caps (6x)</li> <li>Screw-in anchors (8x)</li> <li>Cover profile for threshold</li> <li>Security strips (3x)</li> </ul> ✓ THP		277359 •	Unit(s) _____	/ each
	<b>Fitting pack E</b> <ul style="list-style-type: none"> <li>Fitting ES 1 lever handle D-116/D-116</li> <li>Profile cylinder 45.5 + 45.5 mm</li> <li>Decorative caps (6x)</li> <li>Screw-in anchors (8x)</li> <li>Cover profile for threshold</li> <li>Security strips (3x)</li> </ul> ✓ THP		343357 •	Unit(s) _____	/ each
	<b>Fitting pack F</b> <ul style="list-style-type: none"> <li>Fitting ES 1 lever / knob D-116/K-160</li> <li>Profile cylinder 45.5 + 45.5 mm</li> <li>Decorative caps (6x)</li> <li>Screw-in anchors (8x)</li> <li>Cover profile for threshold</li> <li>Security strips (3x)</li> </ul> ✓ THP		343358 •	Unit(s) _____	/ each

ORDER	Customer no.: _____ Order no.: _____	
	Customer name: _____	
	Shipping address: _____	
	Place / date: _____	Stamp and signature _____



# 13. Fitting packs (replacement)

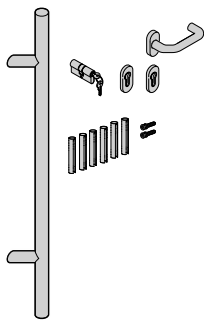
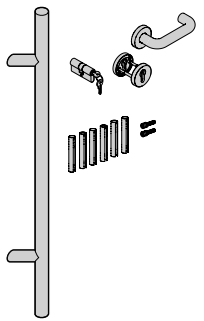
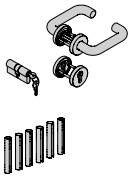

For THP

Article	Description	Production period	Art. no.	Quantity	
	<b>Fitting pack G</b> <ul style="list-style-type: none"> <li>• Handle HB 14-2</li> <li>• Interior lever handle D-110, round rose escutcheon</li> <li>• Interior and exterior round rose escutcheon</li> <li>• Profile cylinder 45.5 + 45.5 mm</li> <li>• Decorative caps (6x)</li> <li>• System screws (2x)</li> <li>• Screw-in anchors (8x)</li> <li>• Cover profile for threshold</li> <li>• Security strips (3x)</li> </ul> ✓ THP		277433 •	Unit(s) _____	/each
	<b>Fitting pack H</b> <ul style="list-style-type: none"> <li>• Handle HB 38-2</li> <li>• Interior lever handle D-110, round rose escutcheon</li> <li>• Interior and exterior round rose escutcheon</li> <li>• Profile cylinder 45.5 + 45.5 mm</li> <li>• Decorative caps (6x)</li> <li>• System screws (2x)</li> <li>• Screw-in anchors (8x)</li> <li>• Cover profile for threshold</li> <li>• Security strips (3x)</li> </ul> ✓ THP		277862 •	Unit(s) _____	/each
	<b>Fitting pack T</b> <ul style="list-style-type: none"> <li>• Handle HB 38-3</li> <li>• Interior lever handle D-110, round rose escutcheon</li> <li>• Interior and exterior round rose escutcheon</li> <li>• Profile cylinder 45.5 + 45.5 mm</li> <li>• Decorative caps (6x)</li> <li>• System screws (2x)</li> <li>• Screw-in anchors (8x)</li> <li>• Cover profile for threshold</li> <li>• Security strips (3x)</li> </ul> ✓ THP		270169 •	Unit(s) _____	/each

<b>ORDER</b>	Customer no.: _____ Order no.: _____	
	Customer name: _____	
	Shipping address: _____	
	Place / date: _____	Stamp and signature _____

# 13. Fitting packs (replacement)


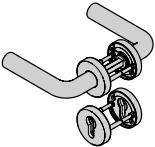


For IP / IPS

Article	Description	Production period	Art. no.	Quantity	
	<b>Fitting pack P02</b> <ul style="list-style-type: none"> <li>• Handle HB 38-2</li> <li>• Exterior oval rose escutcheon (screwed)</li> <li>• Interior lever handle D-116, oval rose escutcheon</li> <li>• Interior oval rose escutcheon (bonded)</li> <li>• Profile cylinder 40.5 + 40.5 mm</li> <li>• Decorative caps (6x)</li> <li>• System screws (2x)</li> </ul> ✓ IP		273918 •	Unit(s) _____	/ each
	<b>Fitting pack P08</b> <ul style="list-style-type: none"> <li>• Handle HB 38-2</li> <li>• Interior lever handle D-110, round rose escutcheon</li> <li>• Interior and exterior round rose escutcheon ES 1</li> <li>• Profile cylinder 45.5 + 45.5 mm</li> <li>• Decorative caps (6x)</li> <li>• System screws (2x)</li> </ul> ✓ IPS		273919 •	Unit(s) _____	/ each
	<b>Fitting pack P39</b> <ul style="list-style-type: none"> <li>• Lever handle set D110 with rose escutcheon</li> <li>• Profile cylinder 40.5 + 40.5 mm</li> <li>• Decorative caps (6x)</li> </ul> ✓ IP		274007 •	Unit(s) _____	/ each
	<b>Fitting pack P53</b> <ul style="list-style-type: none"> <li>• Lever handle set D110 with round rose escutcheon ES 1</li> <li>• Profile cylinder 45.5 + 45.5 mm</li> <li>• Decorative caps (6x)</li> </ul> ✓ IPS		276444 •	Unit(s) _____	/ each

ORDER	Customer no.: _____ Order no.: _____	
	Customer name: _____	
	Shipping address: _____	
	_____	Stamp and signature
	Place / date: _____	

# 14. Lever handle sets (replacement)

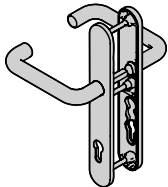
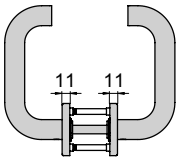
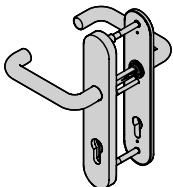
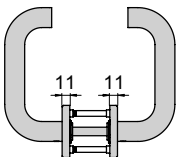
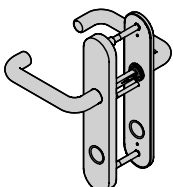
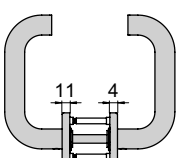
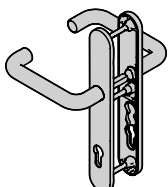
## Rose escutcheon

Article	Description	Production period	Art. no.	Quantity	
	<b>Lever handle set D-110 with rose escutcheon, prepared for profile cylinder, □ 8 mm</b> Stainless steel Black stainless steel (black.edition)  ✓ TPS, THP, IP		343143 •	Unit(s) _____	/each
			277223 •	Unit(s) _____	/each
	<b>Lever handle set D-210 with rose escutcheon, prepared for profile cylinder, □ 8 mm</b> Stainless steel  ✓ TPS, THP		340008 •	Unit(s) _____	/each
	<b>Lever handle set D-310 with rose escutcheon, prepared for profile cylinder, □ 8 mm</b> Stainless steel  ✓ TPS, THP		340010 •	Unit(s) _____	/each
	<b>Lever handle set D-510 with rose escutcheon, prepared for profile cylinder, □ 8 mm</b> Stainless steel  ✓ TPS, THP		340011 •	Unit(s) _____	/each

<b>ORDER</b>	Customer no.: _____ Order no.: _____	
	Customer name: _____	
	Shipping address: _____	
	_____	Stamp and signature
	Place / date: _____	

# 14. Lever handle sets (replacement)

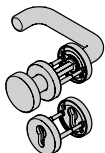

ES 0 / ES 1

Article	Description	Production period	Art. no.	Quantity	
	<b>Fitting ES 0 – lever handle set D-116, prepared for profile cylinder, □ 8 mm</b> Stainless steel  ✓ TPS, THP		277337 •	Unit(s) _____	/ each
	<b>Fitting ES 1 – lever handle set D-116, prepared for profile cylinder, □ 8 mm</b> Stainless steel  ✓ TPS, THP, KSI Thermo46	From 04.2015	343330 •	Unit(s) _____	/ each
	<b>Fitting ES 1 – lever handle set D-116, prepared for round cylinder, □ 8 mm</b> Stainless steel  ✓ TPS, THP, KSI Thermo46	Replaces article 277421	343510 •	Unit(s) _____	/ each
	<b>Fitting ES 0 – lever handle set, prepared for profile cylinder, □ 8 mm</b> Aluminium ✓ TH		343504 •	Unit(s) _____	/ each

ORDER	Customer no.: _____ Order no.: _____	
	Customer name: _____	
	Shipping address: _____	
	Place / date: _____	Stamp and signature _____

# 15. Lever / knob handle sets (replacement)

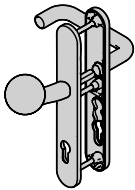
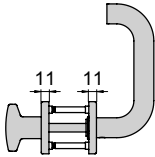
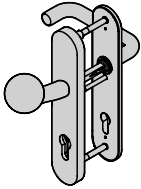
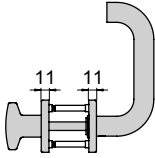
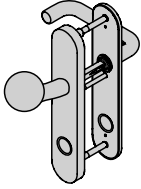
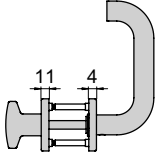
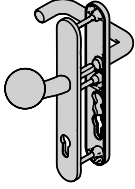
## Rose escutcheon

Article	Description	Production period	Art. no.	Quantity	
	<b>Lever / knob handle set D-110 / K-130 with rose escutcheon, prepared for profile cylinder, □ 8 mm</b> Stainless steel  ✓ TPS, THP	Until 11.2019	344986 •	Unit(s) _____	/each
	<b>Lever / knob handle set D-110 / K-160 with rose escutcheon, prepared for profile cylinder, □ 8 mm</b> Stainless steel  ✓ TPS, THP	From 12.2019	274899 •	Unit(s) _____	/each

<b>ORDER</b>	Customer no.: _____ Order no.: _____	
	Customer name: _____	
	Shipping address: _____	
	Place / date: _____	Stamp and signature _____

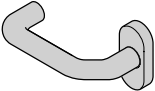
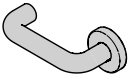
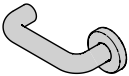

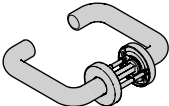
# 15. Lever / knob handle sets (replacement)

ES 0 / ES 1

Article	Description	Production period	Art. no.	Quantity	
	<b>Fitting ES 0 – lever / knob handle set D-116 / K-160, prepared for profile cylinder, □ 8 mm</b> Stainless steel  ✓ TPS, THP		277339 •	Unit(s) _____	/ each
	<b>Fitting ES 1 – lever / knob handle set D-116 / K-160, prepared for profile cylinder, □ 8 mm</b> Stainless steel  ✓ TPS, THP, KSI Thermo46	From 03.2015	343331 •	Unit(s) _____	/ each
	<b>Fitting ES 1 – lever / knob handle set D-116 / K-160, prepared for round cylinder, □ 8 mm</b> Stainless steel  ✓ TPS, THP, KSI Thermo46	Replaces article 277423	343511 •	Unit(s) _____	/ each
	<b>Fitting ES 0 – lever / knob handle set, prepared for profile cylinder, □ 8 mm</b> Aluminium ✓ TH		343505 •	Unit(s) _____	/ each






ORDER	Customer no.: _____ Order no.: _____	
	Customer name: _____	
	Shipping address: _____	
	Place / date: _____	Stamp and signature _____

# 16. Lever handle (replacement)

Article	Description	Production period	Art. no.	Quantity	
	<b>Interior lever handle D-116 with oval rose escutcheon, □ 8 mm</b> Stainless steel Black stainless steel (black.edition)  ✓ TH, TPS, THP, IP		277261 •	Unit(s)	/each
			277219 •		/each
	<b>Interior lever handle D-110 with round rose escutcheon, □ 8 mm, for round rose escutcheon ES 1</b> Stainless steel Black stainless steel (black.edition)  ✓ TPS, THP, IPS		277417 •	Unit(s)	/each
			277222 •		/each
	<b>Interior FS lever handle D-110 with round rose escutcheon, □ 9 mm, for round rose escutcheon ES 1</b> Stainless steel  ✓ FS Thermo65		277720 •	Unit(s)	/each
	<b>Rampa sleeves for fastening the interior lever</b>  Length 14 mm, door opening inwards Length 10 mm, door opening outwards ✓ TH, TPS  Length 14 mm ✓ THP, IP, FS Thermo65		699806 •	Unit(s)	/each
			691483 •		/each
			699806 •		/each
	<b>Lever handle D-110 / lever handle D-110 with round rose escutcheon, □ 8 mm</b> Stainless steel  ✓ TPS, THP		277419 •	Unit(s)	/each

<b>ORDER</b>	Customer no.: _____ Order no.: _____	
	Customer name: _____	
	Shipping address: _____	
	_____	_____
	Place / date: _____	Stamp and signature _____

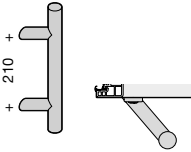
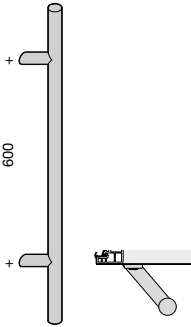
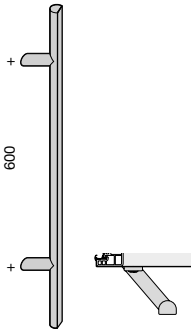
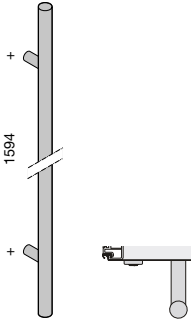
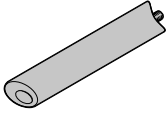
# 17. Rose escutcheons (replacement)

Article	Description	Production period	Art. no.	Quantity	
	<b>Exterior oval rose escutcheon (screwed), prepared for profile cylinder</b> Stainless steel ✓ TH, TPS, IP		691124 •	Unit(s) _____	/ each
	<b>Exterior oval rose escutcheon (screwed), prepared for profile cylinder</b> Stainless steel Black stainless steel (black.edition) ✓ TPS, THP, IP		344319 • 277221 •	Unit(s) _____ _____	/ each / each
	<b>Interior oval rose escutcheon (bonded), prepared for profile cylinder</b> Stainless steel Black stainless steel (black.edition) ✓ TPS, THP, IP		691122 • 277220 •	Unit(s) _____ _____	/ each / each
	<b>Round rose escutcheon ES 1, prepared for profile cylinder</b>  Stainless steel, internal rose escutcheon height = 8 mm ✓ TPS with profile cylinder 40.5 + 31.5 mm ✓ THP with profile cylinder 40.5 + 45.5 mm  Stainless steel, internal rose escutcheon height = 10 mm ✓ TPS with profile cylinder 40.5 + 31.5 mm ✓ THP with profile cylinder 45.5 + 45.5 mm ✓ IPS with profile cylinder 45.5 + 45.5 mm  Stainless steel, internal rose escutcheon height = 11 mm ✓ TPS with profile cylinder 40.5 + 31.5 mm ✓ THP with profile cylinder 45.5 + 45.5 mm ✓ IPS with profile cylinder 45.5 + 45.5 mm ✓ FS Thermo65 with profile cylinder 45.5 + 45.5 mm  Black stainless steel (black.edition), internal rose escutcheon height = 11 mm ✓ THP with profile cylinder 45.5 + 45.5 mm ✓ IPS with profile cylinder 45.5 + 45.5 mm	  Until 04.2018 Until 04.2018  Replaces article 277415 From 05.2018 From 05.2018  Replaces article 271791 From 05.2018 From 05.2018	277415 ↻  271791 ↻  274664 •  277218 •	Unit(s) _____ _____ _____ _____	/ each       / each
	<b>Interior round rose escutcheon (height 2 mm) and exterior round rose escutcheon (height 14 mm), prepared for round cylinder</b> Stainless steel ✓ TPS, THP		273271 •	Unit(s) _____	/ each

ORDER	Customer no.: _____ Order no.: _____	
	Customer name: _____	
	Shipping address: _____	
	Place / date: _____	Stamp and signature _____




# 18. Handles (replacement)

Article	Description	Production period	Art. no.	Quantity
	<b>Handle HB 14-2</b> Brushed stainless steel  ✓ TH, TPS, THP, FS Thermo65		691080 •	Unit(s) _____ / each
	<b>Handle HB 38-2</b> Brushed stainless steel ✓ TPS, THP, IP, IPS, FS Thermo65  Black stainless steel (black.edition) ✓ TPS, THP, IP, IPS		691084 •  277224 •	Unit(s) _____ / each  _____ / each
	<b>Handle HB 38-3</b> Brushed stainless steel  ✓ TPS, THP		270163 •	Unit(s) _____ / each
	<b>Handle HB 738 including system screws</b> Brushed stainless steel  ✓ TPS, THP		277425 •	Unit(s) _____ / each
	<b>Extended handle support bracket*, 130 mm</b> for handle HB 14-2, HB 38-2 and HB 38-3  *2 units are required for a handle  ✓ TH, TPS, THP, IP, IPS		5033442 •	Unit(s) _____ / each

<b>ORDER</b>	Customer no.: _____ Order no.: _____	
	Customer name: _____	
	Shipping address: _____	
	_____	Stamp and signature
	Place / date: _____	

# 18. Handles (replacement)

Article	Description	Production period	Art. no.	Quantity	
	<b>System screw for fastening the handle</b>  ✓ TH, TPS, THP, IP, IPS, FS Thermo65		343892 •	Unit(s) _____	/ each



ORDER	Customer no.: _____ Order no.: _____	
	Customer name: _____	
	Shipping address: _____	
	_____	Stamp and signature
	Place / date: _____	

# 19. Push bar acc. to DIN EN 1125 (replacement)

Article	Description	Production period	Art. no.	Quantity
	<b>Gearbox unit lever arm cover plate push bar PC</b> Silver, prepared for profile cylinder  ✓ MZ Thermo46, MZ Thermo65		274971 •	Unit(s) _____ /each
	<b>Bar handle, length 960 mm</b> Aluminium F1  ✓ MZ Thermo46, MZ Thermo65		271938 •	Unit(s) _____ /each
	<b>Half handle set lever handle</b> Silver  ✓ MZ Thermo46, MZ Thermo65		275035 •	Unit(s) _____ /each
	<b>Divided square, □ 9 mm</b> 30 + 55 mm (MZ Thermo46) 40 + 60 mm (MZ Thermo65)  ✓ MZ Thermo46, MZ Thermo65		274973 • 274979 •	Unit(s) _____ _____ /each /each
	<b>Half handle set knob</b> Silver  ✓ MZ Thermo46, MZ Thermo65		275036 •	Unit(s) _____ /each
	<b>Lever / knob pin, □ 9 mm</b> 60 mm (MZ Thermo46) 75 mm (MZ Thermo65)  ✓ MZ Thermo46, MZ Thermo65		274978 • 274982 •	Unit(s) _____ _____ /each /each
	<b>Fitting screw</b> M5 × 40 mm (MZ Thermo46) M5 × 60 mm (MZ Thermo65)  ✓ MZ Thermo46, MZ Thermo65		274975 • 274981 •	Unit(s) _____ _____ /each /each

<b>ORDER</b>	Customer no.: _____ Order no.: _____	
	Customer name: _____	
	Shipping address: _____	
	_____	Stamp and signature
	Place / date: _____	



# 19. Push bar acc. to DIN EN 1125 (replacement)

Article	Description	Production period	Art. no.	Quantity
	<b>Threaded sleeve</b> M5 × 30 mm  ✓ MZ Thermo46, MZ Thermo65		274976 •	Unit(s) _____ / each
	<b>Fitting screw for the gearbox unit (hinge / lock side)</b> 4.5 × 40 mm  ✓ MZ Thermo46, MZ Thermo65		691417 •	Unit(s) _____ / each

Components for a complete fitting	MZ Thermo46		MZ Thermo65	
Push bar according to DIN EN 1125 with lever handle	Gearbox unit lever arm	1 × 274971	Gearbox unit lever arm	1 × 274971
	Bar handle, length 960 mm	1 × 271938	Bar handle, length 960 mm	1 × 271938
	Half handle set lever handle	1 × 275035	Half handle set lever handle	1 × 275035
	Divided square 30 + 55 mm	1 × 274973	Divided square 40 + 60 mm	1 × 274979
	Fitting screw M5 × 40 mm	2 × 274975	Fitting screw M5 × 60 mm	2 × 274981
	Threaded sleeve M5 × 30 mm	2 × 274976	Threaded sleeve M5 × 30 mm	2 × 274976
	Fitting screw 4.5 × 40 mm	4 × 691417	Fitting screw 4.5 × 40 mm	4 × 691417
	Profile cylinder 40.5 + 31.5 mm	1 × 690999	Profile cylinder 45.5 + 45.5 mm	1 × 277234
Push bar acc. to DIN EN 1125 with knob	Gearbox unit lever arm	1 × 274971	Gearbox unit lever arm	1 × 274971
	Bar handle, length 960 mm	1 × 271938	Bar handle, length 960 mm	1 × 271938
	Half handle set knob	1 × 275036	Half handle set knob	1 × 275036
	Lever / knob pin 60 mm	1 × 274978	Lever / knob pin 75 mm	1 × 274982
	Fitting screw M5 × 40 mm	2 × 274975	Fitting screw M5 × 60 mm	2 × 274981
	Threaded sleeve M5 × 30 mm	2 × 274976	Threaded sleeve M5 × 30 mm	2 × 274976
	Fitting screw 4.5 × 40 mm	4 × 691417	Fitting screw 4.5 × 40 mm	4 × 691417
	Profile cylinder 40.5 + 31.5 mm	1 × 690999	Profile cylinder 45.5 + 45.5 mm	1 × 277234









ORDER	Customer no.: _____ Order no.: _____	
	Customer name: _____	
	Shipping address: _____	
	_____	Stamp and signature
	Place / date: _____	

## 20. Duplicate key / security card (replacement)

Article	Description	Production period	Art. no.	Quantity	
	<b>Duplicate key for profile cylinder with security card (copy of security card required)</b>  ✓ TPS, THP		ERSTP ⌚	Unit(s) _____	/each
	<b>Security card for profile cylinder</b>  ✓ TPS, THP, KSI Thermo46		ERSTP ⌚	Unit(s) _____	/each

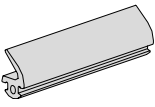
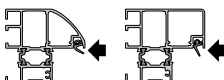
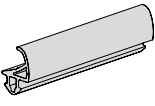
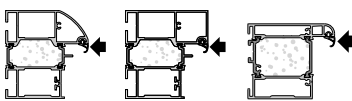
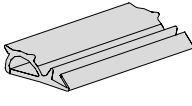

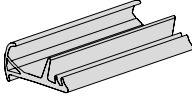

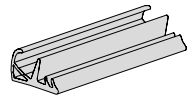

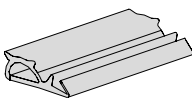
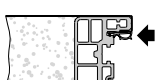
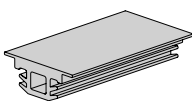

<b>ORDER</b>	Customer no.: _____ Order no.: _____	
	Customer name: _____	
	Shipping address: _____	
	_____	Stamp and signature
	Place / date: _____	

## 21. Electromechanical knob cylinder (replacement)

Article	Description	Production period	Art. no.	Quantity
	<b>Additional transponders</b>			Unit(s)
	User medium (black)*	Until 10.2017	ERSTP 	_____ / each
	Program master (blue)*	Until 10.2017	ERSTP 	_____ / each
	Time master (transparent)*	Until 10.2017	ERSTP 	_____ / each
	* The OF number from the system master (white) is required for a repeat order. ✓ THP			
	<b>Additional transponders</b>			Unit(s)
	User medium (dark blue)*	From 11.2017	ERSTP 	_____ / each
	Program master (black)*	From 11.2017	ERSTP 	_____ / each
	Time master (grey)*	From 11.2017	ERSTP 	_____ / each
	* The OF number from the system master (white) is required for a repeat order. ✓ THP			

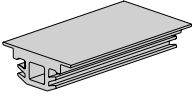
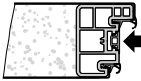
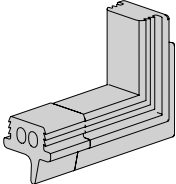

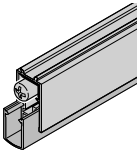

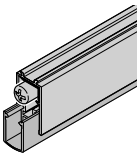
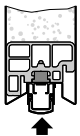


ORDER	Customer no.: _____ Order no.: _____	
	Customer name: _____	
	Shipping address: _____	
	Place / date: _____	Stamp and signature _____

## 22. Accessory bag / seals (replacement)

Article	Description	Production period	Art. no.	Quantity	
	<b>Seal for aluminium frame profiles A1 &amp; A2</b>  ✓ TPS, MZ Thermo46, KSI Thermo46		ERSTP •	Metres _____	/m.
	<b>Seal for aluminium frame profile A3, A4 and A5</b>  ✓ THP, MZ Thermo65, IP, IPS, FS Thermo65		ERSTP •	Metres _____	/m.
	<b>Door leaf seal (leaf rebate)</b>  ✓ TPS, MZ Thermo46, KSI Thermo46		ERSTP •	Metres _____	/m.
	<b>Door leaf seal (leaf rebate)</b>  ✓ THP, MZ Thermo65, FS Thermo65		ERSTP •	Metres _____	/m.
	<b>Door leaf seal</b>  ✓ THP, MZ Thermo65, FS Thermo65		ERSTP •	Metres _____	/m.
	<b>Door leaf seal (leaf rebate)</b>  ✓ IP, IPS		ERSTP •	Metres _____	/m.
	<b>Door leaf cover profile</b>  ✓ TPS, MZ Thermo46, KSI Thermo46		ERSTP •	Metres _____	/m.

<b>ORDER</b>	Customer no.: _____ Order no.: _____	
	Customer name: _____	
	Shipping address: _____	
	Place / date: _____	Stamp and signature _____

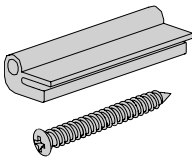

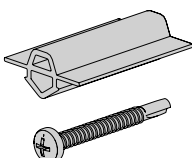
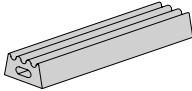
## 22. Accessory bag / seals (replacement)

Article	Description	Production period	Art. no.	Quantity	
	<b>Door leaf cover profile</b>  ✓ THP, MZ Thermo65		ERSTP •	Metres _____	/ m.
	<b>Wiper seal with seal corners</b> For overall frame dimension width 1000 mm For overall frame dimension width 1100 mm Special (overall frame dimension) Length: _____ mm  ✓ TPS, MZ Thermo46, KSI Thermo46		699817 • 699983 • ERSTP ⌚	Unit(s) _____ _____ _____	/ each / each / each
	<b>Retractable bottom seal</b>  ✓ TPS, MZ Thermo46, KSI Thermo46		ERSTP ⌚	Unit(s) _____	/ each
	<b>Retractable bottom seal</b>  ✓ THP, MZ Thermo65, FS Thermo65		ERSTP ⌚	Unit(s) _____	/ each
	<b>Brush seal</b> ✓ TPS, MZ Thermo46, KSI Thermo46		631287 •	Unit(s) _____	/ each
	<b>Accessory bag extension profile 25 mm</b> • Fitting screws 4.2 x 60 mm ✓ TPS, MZ Thermo46, KSI Thermo46, IP, IPS		275797 •	Unit(s) _____	/ each

<b>ORDER</b>	Customer no.: _____ Order no.: _____	
	Customer name: _____	
	Shipping address: _____	
	Place / date: _____	Stamp and signature _____


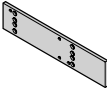


## 22. Accessory bag / seals (replacement)

Article	Description	Production period	Art. no.	Quantity	
	<b>Accessory bag extension profile 50 mm</b> <ul style="list-style-type: none"> <li>Coupling seal, 6 m</li> <li>Fitting screws 7.5 × 92 mm</li> <li>Fitting screw 4.2 × 60 mm</li> </ul> ✓ TPS, MZ Thermo46, KSI Thermo46, IP, IPS		273208 •	Unit(s) _____	/each
	<b>Accessory bag extension profile 25 mm</b> <ul style="list-style-type: none"> <li>Fitting screws 4.8 × 45 mm</li> </ul> ✓ THP		279245 •	Unit(s) _____	/each
	<b>Accessory bag extension profile 50 mm</b> <ul style="list-style-type: none"> <li>Coupling seal, 6 m</li> <li>Fitting screws 4.8 × 45 mm</li> </ul> ✓ THP		274595 •	Unit(s) _____	/each
	<b>Accessory bag with crown seal</b> Seal 5.30 m  ✓ TPS		690365 •	Unit(s) _____	/each

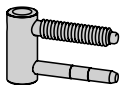
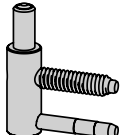
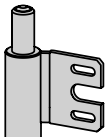
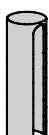
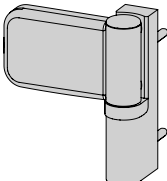
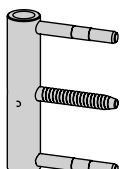
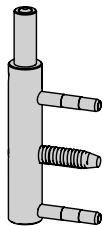
<b>ORDER</b>	Customer no.: _____ Order no.: _____	
	Customer name: _____	
	Shipping address: _____	
	_____	Stamp and signature
	Place / date: _____	

# 23. Door closer individual parts (replacement)

Article	Description	Production period	Art. no.	Quantity	
	<b>Lever arm HDC 35</b>  ✓TPS, THP, MZ Thermo46, MZ Thermo65, KSI Thermo46, FS Thermo65		2030603 ⌚	Unit(s) _____	/ each
	<b>Mounting plate</b> For HDC 35  ✓TPS, THP, MZ Thermo46, MZ Thermo65, KSI Thermo46, FS Thermo65		275075	Unit(s) _____	/ each

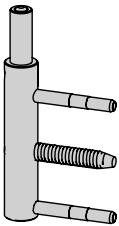

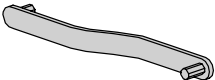

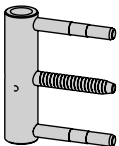
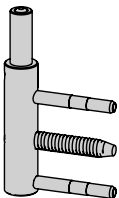
ORDER	Customer no.: _____ Order no.: _____	
	Customer name: _____	
	Shipping address: _____	
	_____	Stamp and signature
	Place / date: _____	

## 24. Leaf parts of hinge (replacement)

Article	Description	Production period	Art. no.	Quantity	
	<b>Spigot hinge top hinge part</b>  ✓ TPS, MZ Thermo46, KSI Thermo46	Until 08.2011	691138 ↻	Unit(s) _____	/each
	<b>Spigot hinge frame part for aluminium frames</b>  ✓ TPS, MZ Thermo46, KSI Thermo46	Until 08.2011	691139 ↻	Unit(s) _____	/each
	<b>Spigot hinge frame part for steel frames</b> Left Right  ✓ TPS	Until 08.2011 Until 08.2011	691140 ↻ 691141 ↻	Unit(s) _____ _____	/each /each
	<b>Decorative caps (6 caps) for the spigot hinge</b> White Aluminium / stainless steel look  ✓ TPS, MZ Thermo46, KSI Thermo46	Until 08.2011 Until 08.2011	691382 ↻ 691001 ↻	Unit(s) _____ _____	/each /each
	<b>Complete lift-off hinge</b> RAL 8003 Clay brown RAL 9006 White aluminium RAL 9016 Traffic white  ✓ TPS	Until 08.2011 Until 08.2011 Until 08.2011	ERSTP ↻ ERSTP ↻ ERSTP ↻	Unit(s) _____ _____ _____	/each /each /each
	<b>Guide roller top hinge part 180 mm</b>  ✓ TPS, THP, MZ Thermo46, MZ Thermo65, KSI Thermo46, FS Thermo65	From 09.2011 Replaces article 273186	273186 ↻ 271887 •	Unit(s) _____ _____	/each /each
	<b>Guide roller frame part 180 mm</b>  ✓ TPS, MZ Thermo46, KSI Thermo46	From 09.2011	273985 •	Unit(s) _____	/each


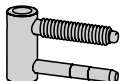
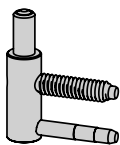
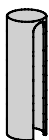
<b>ORDER</b>	Customer no.: _____ Order no.: _____	
	Customer name: _____	
	Shipping address: _____	
	_____	Stamp and signature
	Place / date: _____	

## 24. Leaf parts of hinge (replacement)

Article	Description	Production period	Art. no.	Quantity
	<b>Guide roller frame part 180 mm</b>  ✓ THP, MZ Thermo65, FS Thermo65	Replaces article 277081	275465 •	Unit(s) _____ / each
	<b>Decorative caps (6 caps) for the guide roller 180 mm</b>  Aluminium / stainless steel look ✓ TPS, THP, MZ Thermo46, MZ Thermo65, KSI Thermo46, FS Thermo65  Black (black.edition) ✓ TPS, THP, MZ Thermo46, MZ Thermo65, KSI Thermo46	From 09.2011	273939 •  277654 •	Unit(s) _____ / each  Unit(s) _____ / each
	<b>Adjustment key</b> For guide rollers 180 mm  ✓ TPS, THP, MZ Thermo46, MZ Thermo65, KSI Thermo46, FS Thermo65		274155 •	Unit(s) _____ / each
	<b>Cover caps for hinge pockets (guide roller 180 mm)</b> White  ✓ MZ Thermo46 left / right (TPS 081)		275773 •	Unit(s) _____ / each
	<b>Guide roller top hinge part 140 mm</b>  ✓ IP, IPS		273927 •	Unit(s) _____ / each
	<b>Guide roller frame part 140 mm</b>  ✓ IP, IPS	Replaces article 273928	276397 •	Unit(s) _____ / each

<b>ORDER</b>	Customer no.: _____ Order no.: _____	
	Customer name: _____	
	Shipping address: _____	
	Place / date: _____	Stamp and signature _____

## 24. Leaf parts of hinge (replacement)

Article	Description	Production period	Art. no.	Quantity
	<b>Decorative caps (6 caps) for the guide roller 140 mm</b> Aluminium / stainless steel look Black (black.edition)  ✓ IP, IPS		276448 • 277665 •	Unit(s) _____ /each /each
	<b>Spigot hinge top hinge part</b>  ✓ TH		691138 •	Unit(s) _____ /each
	<b>Spigot hinge frame part</b>  ✓ TH		691139 •	Unit(s) _____ /each
	<b>Decorative caps (6 caps) for the spigot hinge</b> Aluminium / stainless steel look  ✓ TH		691001 ↺	Unit(s) _____ /each

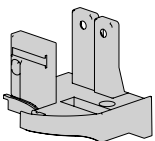
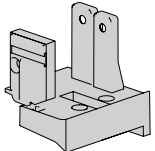
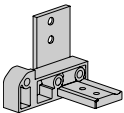
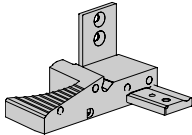
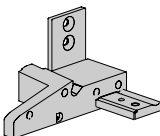

<b>ORDER</b>	Customer no.: _____ Order no.: _____	
	Customer name: _____	
	Shipping address: _____	
	Place / date: _____	Stamp and signature _____

## 25. Threshold (replacement)

Article	Description	Production period	Art. no.	Quantity	
	<b>Threshold S01 for aluminium frame A1 / A2 (including threshold supports &amp; screws)</b> Overall frame dimension Length: _____ mm  ✓ TPS, MZ Thermo46, KSI Thermo46	From 07.2012	ERSTP •	Unit(s) _____	/ each
	<b>Threshold S11 for aluminium frame A3 / A4 (including threshold supports &amp; screws)</b> Overall frame dimension Length: _____ mm  ✓ THP, MZ Thermo65, FS Thermo65		ERSTP •	Unit(s) _____	/ each
	<b>Threshold S12 for aluminium frame A3 / A4 (including threshold supports &amp; screws)</b> Overall frame dimension Length: _____ mm  ✓ THP, MZ Thermo65, FS Thermo65		ERSTP •	Unit(s) _____	/ each
	<b>Threshold S21</b> Overall frame dimension Length: _____ mm  ✓ IP, IPS		ERSTP •	Unit(s) _____	/ each
	<b>Cover profile for threshold</b> RAM 1250 mm (length 1152 mm)  ✓ TPS	Until 07.2011	699880 •	Unit(s) _____	/ each
	<b>Accessory bag for threshold S01, S11 and S12</b> Cover profile and 2 x brush seal  ✓ TPS, THP, MZ Thermo46, MZ Thermo65, KSI Thermo46, FS Thermo65	From 08.2011	273438 •	Unit(s) _____	/ each

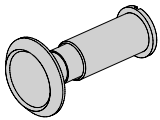
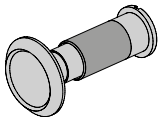
<b>ORDER</b>	Customer no.: _____ Order no.: _____	
	Customer name: _____	
	Shipping address: _____	
	Place / date: _____	Stamp and signature _____

## 25. Threshold (replacement)

Article	Description	Production period	Art. no.	Quantity	
	<b>Black threshold support for aluminium frame profile A1 with threshold S01</b>			Unit(s)	
	Left Right  ✓ TPS	From 08.2011 From 08.2011	272291 • 272294 •	_____ _____	/each /each
	<b>Black threshold support for aluminium frame profile A2 with threshold S01</b>			Unit(s)	
	Left Right  ✓ TPS, MZ Thermo46, KSI Thermo46	From 08.2011 From 08.2011	273047 • 273050 •	_____ _____	/each /each
	<b>Black threshold support for aluminium frame profile A3 &amp; A4 with threshold S11</b>			Unit(s)	
	Left Right  ✓ THP, MZ Thermo65, FS Thermo65		342074 • 342073 •	_____ _____	/each /each
	<b>Black threshold support for aluminium frame profile A3 with threshold S12</b>			Unit(s)	
	Left Right  ✓ THP, MZ Thermo65, FS Thermo65		275633 • 275632 •	_____ _____	/each /each
	<b>Black threshold support for aluminium frame profile A4 with threshold S12</b>			Unit(s)	
	Left Right  ✓ THP, MZ Thermo65, FS Thermo65		271445 • 271448 •	_____ _____	/each /each
	<b>Cover profile for spacer profile (THP with retractable bottom seal)</b> Length 1143 mm (RAM 1250 mm)  ✓ THP		344002 •	Unit(s) _____	/each

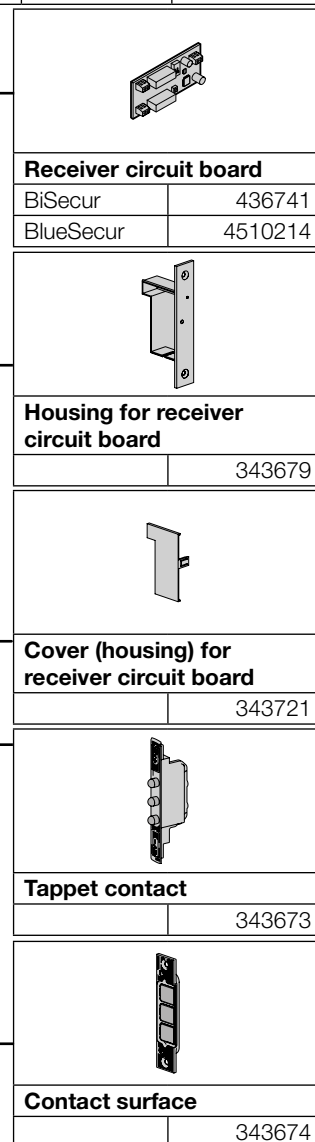
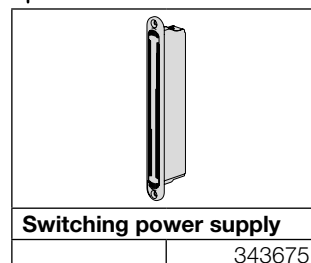
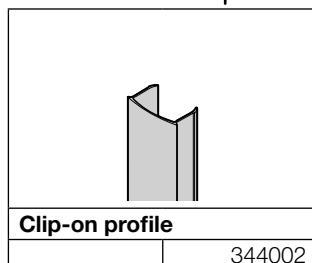
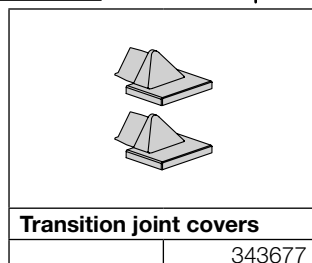
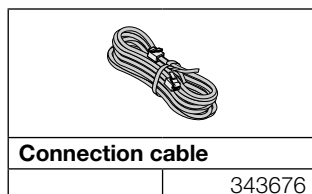
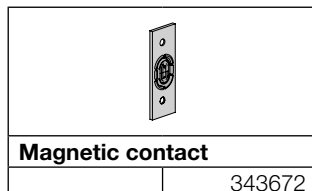
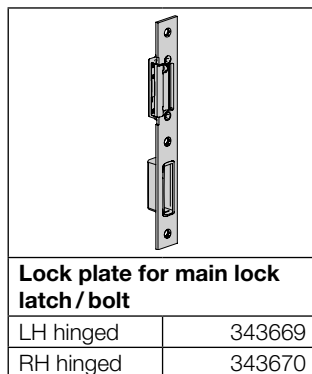
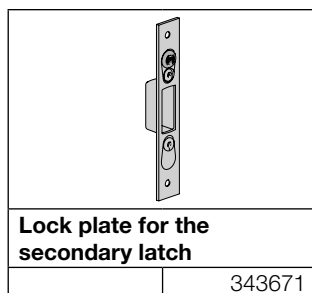
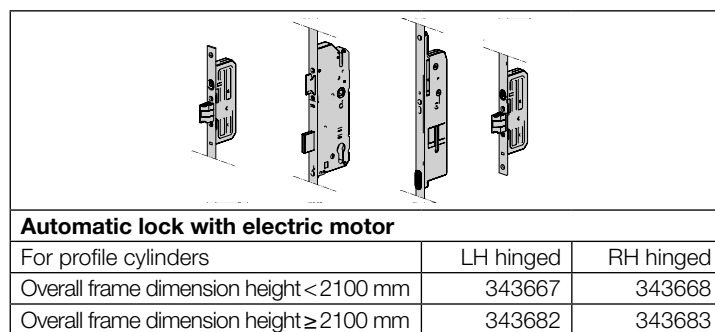
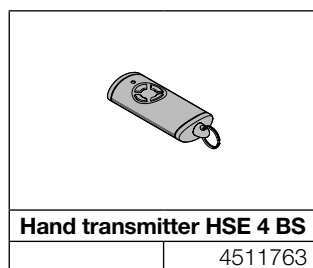
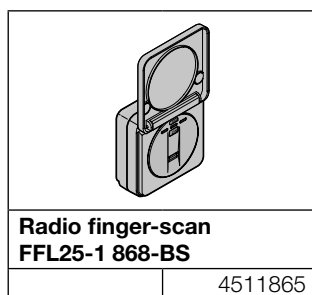
<b>ORDER</b>	Customer no.: _____ Order no.: _____	
	Customer name: _____	
	Shipping address: _____	
	Place / date: _____	Stamp and signature _____

## 26. Spyhole (replacement)

Article	Description	Production period	Art. no.	Quantity
	<b>Spyhole, separate</b>  Chrome, viewing angle 200°, door hole 14 mm, door thickness 35–55 mm ✓ TPS, MZ Thermo46, KSI Thermo46		343394 •	Unit(s) _____ / each
	Chrome, viewing angle 200°, door hole 14 mm, door thickness 50–70 mm ✓ THP, IP, IPS, MZ Thermo65, FS Thermo65		343395 •	Unit(s) _____ / each
	<b>Spyhole, with thermal break</b> Viewing angle 180°  ✓ THP, IP, IPS, MZ Thermo65		273315 •	Unit(s) _____ / each


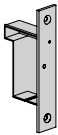
<b>ORDER</b>	Customer no.: _____		Order no.: _____	
	Customer name: _____			
	Shipping address: _____			
	_____		_____	
	Place / date: _____		Stamp and signature _____	






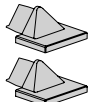
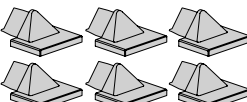
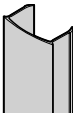
<b>ORDER</b>	Customer no.: _____	Order no.: _____
	Customer name: _____	
	Shipping address: _____	
	_____	
	Place / date: _____	
		Stamp and signature _____

## 27. Electric extras for automation solution (replacement)

Article	Description	Production period	Art. no.	Quantity
	<b>Magnetic contact (frame) for automatic lock with electric motor</b>  ✓ THP		343672 •	Unit(s) _____ / each
	<b>Tappet contact (door leaf) including cable for automatic lock with electric motor</b>  ✓ THP		343673 •	Unit(s) _____ / each
	<b>Contact surface (frame) for automatic lock with electric motor</b>  ✓ THP		343674 •	Unit(s) _____ / each
	<b>Receiver circuit board (frame)</b> BiSecur BlueSecur  ✓ THP		436741 • 4510214 •	Unit(s) _____ / each Unit(s) _____ / each
	<b>Housing (frame) for receiver circuit board</b>  ✓ THP		343679 •	Unit(s) _____ / each
	<b>Cover (frame) for housing for receiver circuit board</b>  ✓ THP		343721 •	Unit(s) _____ / each
	<b>Switching power supply (frame) including cable, length 3 m</b>  ✓ THP		343675 •	Unit(s) _____ / each







<b>ORDER</b>	Customer no.: _____ Order no.: _____	
	Customer name: _____	
	Shipping address: _____	
	_____	Stamp and signature
	Place / date: _____	

## 27. Electric extras for automation solution (replacement)

Article	Description	Production period	Art. no.	Quantity	
	<b>Connection cable (frame) for receiver circuit board, tappet contact and power supply unit</b>  ✓ THP		343676 •	Unit(s) _____	/each
	<b>Transition joint covers (frame) for the security strip</b> 1 pair  ✓ THP		343677 •	Unit(s) _____	/each
	<b>Transition joint covers (frame) for the security strip</b> 3 pairs (for 1 door set)  ✓ THP		270185 •	Unit(s) _____	/each
	<b>Clip-on profile (door leaf), black</b> Length 1143 mm (RAM 1250 mm)  ✓ THP		344002 •	Unit(s) _____	/each



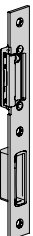



<b>ORDER</b>	Customer no.: _____ Order no.: _____	
	Customer name: _____	
	Shipping address: _____	
	_____	Stamp and signature
	Place / date: _____	

## 28. Lock plates (replacement)

Article	Description	Production period	Art. no.	Quantity
	<b>Lock plate (steel) for hook bolt lock, main lock latch / bolt</b> LH hinged RH hinged	09.2011 – 02.2013 09.2011 – 02.2013	274060 • 274061 •	Unit(s) _____ _____ / each / each
	✓ TPS, MZ Thermo46, KSI Thermo46			
	<b>Lock plate (steel) for hook bolt lock, main lock latch / bolt</b> LH hinged RH hinged	From 03.2013 From 03.2013	274060 • 274061 •	Unit(s) _____ _____ / each / each
	✓ TPS in RC 2 ✓ KSI Thermo46			
	<b>Lock plate (plastic) for hook bolt lock, main lock latch / bolt</b> LH hinged (replaces article 277137) RH hinged (replaces article 277139)	From 03.2013 From 03.2013	344385 • 344386 •	Unit(s) _____ _____ / each / each
	✓ TPS, TH, MZ Thermo46			
	<b>Lock plate (steel) for hook bolt lock, secondary latch / hook bolt</b>  ✓ TPS in RC 2 ✓ KSI Thermo46 ✓ TH		691258 •	Unit(s) _____ / each
	<b>Lock plate (plastic) for hook bolt lock, secondary latch (hook bolt)</b>  ✓ TPS	From 03.2013	277145 •	Unit(s) _____ / each
	<b>Lock plate (steel) for hook bolt lock, additional bolt</b>  ✓ TPS		691448 •	Unit(s) _____ / each





ORDER	Customer no.: _____ Order no.: _____	
	Customer name: _____	
	Shipping address: _____	
	Place / date: _____	Stamp and signature _____

## 28. Lock plates (replacement)

Article	Description	Production period	Art. no.	Quantity	
	<b>Lock plate (steel) for hook bolt lock, main lock latch / bolt</b> LH hinged RH hinged  ✓ THP with hook bolt lock ✓ THP with automatic lock with hook bolt ✓ MZ Thermo65 ✓ FS Thermo65		276986 • 276988 •	Unit(s) _____ _____	/each /each
	<b>Lock plate (steel) for hook bolt lock, main lock latch / bolt (fitting for latch switching contact)</b> LH hinged RH hinged  ✓ THP with latch switching contact ✓ MZ Thermo65 with latch switching contact		340015 • 340016 •	Unit(s) _____ _____	/each /each
	<b>Lock plate (steel) for automatic lock with electric motor, main lock latch / bolt</b> LH hinged RH hinged  ✓ THP with automatic lock with electric motor		343669 • 343670 •	Unit(s) _____ _____	/each /each
	<b>Lock plate (steel) for hook bolt lock, secondary latch (hook bolt)</b>  ✓ THP with hook bolt lock		276990 •	Unit(s) _____	/each
	<b>Lock plate (steel) for the automatic lock with hook bolt, secondary latch (hook bolt)</b> LH hinged RH hinged  ✓ THP with automatic lock with hook bolt ✓ FS Thermo65		270306 • 270311 •	Unit(s) _____ _____	/each /each
	<b>Lock plate (steel) for automatic lock with electric motor, secondary latch</b>  ✓ THP with automatic lock with electric motor		343671 •	Unit(s) _____	/each



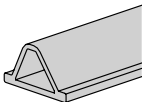


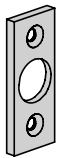
<b>ORDER</b>	Customer no.: _____ Order no.: _____	
	Customer name: _____	
	Shipping address: _____	
	_____	Stamp and signature
	Place / date: _____	

## 28. Lock plates (replacement)

Article	Description	Production period	Art. no.	Quantity
	<b>Lock plate (steel) for hook bolt lock, additional bolt</b>  ✓ THP		342174 •	Unit(s) _____ / each
	<b>Lock plate (steel) latch / bolt, single-point locking, main lock left / right</b>  ✓ MZ Thermo46 left / right (TPS 081)		275761 •	Unit(s) _____ / each
	<b>Lock plate (steel) for hook bolt lock, main lock latch / bolt</b> LH hinged RH hinged  ✓ IP, IPS		274058 • 274056 •	Unit(s) _____ / each / each
	<b>Lock plate (steel) for hook bolt lock, secondary latch (hook bolt)</b>  ✓ IP, IPS		274059 •	Unit(s) _____ / each

ORDER	Customer no.: _____ Order no.: _____	
	Customer name: _____	
	Shipping address: _____	
	_____	Stamp and signature
	Place / date: _____	


## 29. Security bolts (replacement)

Article	Description	Production period	Art. no.	Quantity
	<b>Triple security bolts</b>  ✓ TPS, MZ Thermo46, KSI Thermo46		691667 •	Unit(s) _____ /each
	<b>Lock plate (plastic) for security bolts</b>  ✓ TPS, MZ Thermo46, KSI Thermo46		271897 •	Unit(s) _____ /each
	<b>Security strip</b> 720 mm  ✓ THP, MZ Thermo65		278626 •	Unit(s) _____ /each
	<b>Security strip in the hinge area</b>  ✓ IP, IPS		274052 •	Unit(s) _____ /each
	✓ FS Thermo65		690823 •	Unit(s) _____ /each
	<b>Lock plate for security bolts</b>  ✓ FS Thermo65		277756 •	Unit(s) _____ /each

<b>ORDER</b>	Customer no.: _____ Order no.: _____	
	Customer name: _____	
	Shipping address: _____	
	_____	Stamp and signature
	Place / date: _____	

# 30. Side element / transom light (replacement)

For TPS


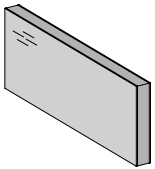
Article	Description	Production period	Art. no.	Quantity
	<b>Glass for side element, separate*</b>			Unit(s)
	<b>400 x 2100 mm (overall frame dimension)</b>			
	Clear laminated safety glass / single-pane safety glass Master-Carré		ERSTP ⌚	_____ / each
	Clear laminated safety glass / single-pane safety ornamental glass 504		ERSTP ⌚	_____ / each
	Clear laminated safety glass / clear single-pane safety cathedral glass		ERSTP ⌚	_____ / each
	Clear laminated safety glass / clear laminated safety glass		ERSTP ⌚	_____ / each
	Clear laminated safety glass / Satinato single-pane safety glass		ERSTP ⌚	_____ / each
	Clear laminated safety glass / sand-blasted laminated safety glass		ERSTP ⌚	_____ / each
	✓ TPS			
	<b>From 300 x 1875 to 500 x 2250 mm (overall frame dimension)</b>			
	Clear laminated safety glass / single-pane safety glass Master-Carré		ERSTP ⌚	_____ / each
	Clear laminated safety glass / single-pane safety ornamental glass 504		ERSTP ⌚	_____ / each
	Clear laminated safety glass / clear single-pane safety cathedral glass		ERSTP ⌚	_____ / each
	Clear laminated safety glass / clear laminated safety glass		ERSTP ⌚	_____ / each
	Clear laminated safety glass / Satinato single-pane safety glass		ERSTP ⌚	_____ / each
	Clear laminated safety glass / sand-blasted laminated safety glass		ERSTP ⌚	_____ / each
	✓ TPS			
	<b>From 501 x 1875 to 1000 x 2250 mm (overall frame dimension)</b>			
	Clear laminated safety glass / single-pane safety glass Master-Carré		ERSTP ⌚	_____ / each
	Clear laminated safety glass / single-pane safety ornamental glass 504		ERSTP ⌚	_____ / each
	Clear laminated safety glass / clear single-pane safety cathedral glass		ERSTP ⌚	_____ / each
	Clear laminated safety glass / clear laminated safety glass		ERSTP ⌚	_____ / each
	Clear laminated safety glass / Satinato single-pane safety glass		ERSTP ⌚	_____ / each
	Clear laminated safety glass / sand-blasted laminated safety glass		ERSTP ⌚	_____ / each
	✓ TPS			
	<b>*Plus transport packaging</b>			_____ / each

ORDER	Customer no.: _____ Order no.: _____	
	Customer name: _____	
	Shipping address: _____	
	Place / date: _____	Stamp and signature _____



# 30. Side element / transom light (replacement)


For TPS

Article	Description	Production period	Art. no.	Quantity
	<b>Glass for side element, separate*</b>  <b>400 × 2100 mm (overall frame dimension)</b> Clear laminated safety glass / sand-blasted laminated safety glass with clear stripes ✓ TPS 700, TPS 750, TPS 900		ERSTP ⌚	Unit(s) _____ /each
	<b>From 300 × 1875 to 500 × 2250 mm (overall frame dimension)</b> Clear laminated safety glass / sand-blasted laminated safety glass with clear stripes ✓ TPS 700, TPS 750, TPS 900		ERSTP ⌚	Unit(s) _____ /each
	<b>From 501 × 1875 to 1000 × 2250 mm (overall frame dimension)</b> Clear laminated safety glass / sand-blasted laminated safety glass with clear stripes ✓ TPS 700, TPS 750, TPS 900		ERSTP ⌚	Unit(s) _____ /each
	<b>*Plus transport packaging</b>			Unit(s) _____ /each
	<b>Glass for transom light, separate*</b>  <b>From 700 × 300 to 1250 × 500 mm (overall frame dimension)</b> Clear laminated safety glass / single-pane safety glass Master-Carré Clear laminated safety glass / single-pane safety ornamental glass 504 Clear laminated safety glass / clear single-pane safety cathedral glass Clear laminated safety glass / clear laminated safety glass Clear laminated safety glass / Satinato single-pane safety glass Clear laminated safety glass / sand-blasted laminated safety glass ✓ TPS		ERSTP ⌚	Unit(s) _____ /each
			ERSTP ⌚	Unit(s) _____ /each
			ERSTP ⌚	Unit(s) _____ /each
			ERSTP ⌚	Unit(s) _____ /each
			ERSTP ⌚	Unit(s) _____ /each
			ERSTP ⌚	Unit(s) _____ /each
			ERSTP ⌚	Unit(s) _____ /each
	<b>From 1251 × 300 to 2250 × 500 mm (overall frame dimension)</b> Clear laminated safety glass / single-pane safety glass Master-Carré Clear laminated safety glass / single-pane safety ornamental glass 504 Clear laminated safety glass / clear single-pane safety cathedral glass Clear laminated safety glass / clear laminated safety glass Clear laminated safety glass / Satinato single-pane safety glass Clear laminated safety glass / sand-blasted laminated safety glass ✓ TPS		ERSTP ⌚	Unit(s) _____ /each
			ERSTP ⌚	Unit(s) _____ /each
			ERSTP ⌚	Unit(s) _____ /each
			ERSTP ⌚	Unit(s) _____ /each
			ERSTP ⌚	Unit(s) _____ /each
	<b>*Plus transport packaging</b>			Unit(s) _____ /each

<b>ORDER</b>	Customer no.: _____ Order no.: _____	
	Customer name: _____	
	Shipping address: _____	
	Place / date: _____	Stamp and signature _____

# 30. Side element / transom light (replacement)


For THP

Article	Description	Production period	Art. no.	Quantity
	<b>Glass for side element, separate*</b>			Unit(s)
	<b>400 × 2100 mm (overall frame dimension)</b>			
	Clear laminated safety glass / clear / clear laminated safety glass		ERSTP ⌚	_____ / each
	Clear laminated safety glass / Satinato / clear laminated safety glass		ERSTP ⌚	_____ / each
	Clear laminated safety glass / sand-blasted / clear laminated safety glass		ERSTP ⌚	_____ / each
	✓ THP			
	<b>From 300 × 1875 to 500 × 2250 mm (overall frame dimension)</b>			
	Clear laminated safety glass / clear / clear laminated safety glass		ERSTP ⌚	_____ / each
	Clear laminated safety glass / Satinato / clear laminated safety glass		ERSTP ⌚	_____ / each
	Clear laminated safety glass / sand-blasted / clear laminated safety glass		ERSTP ⌚	_____ / each
	✓ THP			
	<b>From 501 × 1875 to 1000 × 2250 mm (overall frame dimension)</b>			
	Clear laminated safety glass / clear / clear laminated safety glass		ERSTP ⌚	_____ / each
	Clear laminated safety glass / Satinato / clear laminated safety glass		ERSTP ⌚	_____ / each
	Clear laminated safety glass / sand-blasted / clear laminated safety glass		ERSTP ⌚	_____ / each
	✓ THP			
	<b>*Plus transport packaging</b>			_____ / each

ORDER	Customer no.: _____ Order no.: _____	
	Customer name: _____	
	Shipping address: _____	
	Place / date: _____	Stamp and signature _____

# 30. Side element / transom light (replacement)

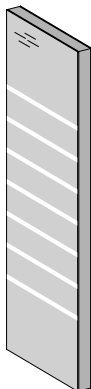
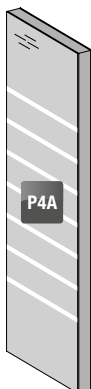
For THP

Article	Description	Production period	Art. no.	Quantity
	<b>Glass for side element in RC 2, separate*</b>			Unit(s)
	<b>400 × 2100 mm (overall frame dimension)</b>			
	Clear P4A laminated safety glass / clear / clear laminated safety glass		ERSTP ⌚	_____ / each
	Clear P4A laminated safety glass / Satinato / clear laminated safety glass		ERSTP ⌚	_____ / each
	Clear P4A laminated safety glass / sand-blasted / clear laminated safety glass		ERSTP ⌚	_____ / each
	✓ THP			
	<b>From 300 × 1875 to 500 × 2250 mm (overall frame dimension)</b>			
	Clear P4A laminated safety glass / clear / clear laminated safety glass		ERSTP ⌚	_____ / each
	Clear P4A laminated safety glass / Satinato / clear laminated safety glass		ERSTP ⌚	_____ / each
	Clear P4A laminated safety glass / sand-blasted / clear laminated safety glass		ERSTP ⌚	_____ / each
✓ THP				
<b>From 501 × 1875 to 550 × 2250 mm (overall frame dimension)</b>				
Clear P4A laminated safety glass / clear / clear laminated safety glass		ERSTP ⌚	_____ / each	
Clear P4A laminated safety glass / Satinato / clear laminated safety glass		ERSTP ⌚	_____ / each	
Clear P4A laminated safety glass / sand-blasted / clear laminated safety glass		ERSTP ⌚	_____ / each	
✓ THP				
<b>*Plus transport packaging</b>				_____ / each

<b>ORDER</b>	Customer no.: _____ Order no.: _____	
	Customer name: _____	
	Shipping address: _____	
	Place / date: _____	Stamp and signature _____

# 30. Side element / transom light (replacement)

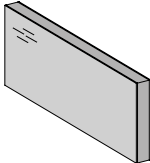
For THP

Article	Description	Production period	Art. no.	Quantity
	<b>Glass for side element, separate*</b>  <b>400 x 2100 mm (overall frame dimension)</b> Clear laminated safety glass / sand-blasted with clear stripes / clear laminated safety glass ✓ THP 700, THP 750, THP 850, THP 900		ERSTP ⌚	Unit(s) _____ / each
	<b>From 300 x 1875 to 500 x 2250 mm (overall frame dimension)</b> Clear laminated safety glass / sand-blasted with clear stripes / clear laminated safety glass ✓ THP 700, THP 750, THP 850, THP 900		ERSTP ⌚	Unit(s) _____ / each
	<b>From 501 x 1875 to 1000 x 2250 mm (overall frame dimension)</b> Clear laminated safety glass / sand-blasted with clear stripes / clear laminated safety glass ✓ THP 700, THP 750, THP 850, THP 900		ERSTP ⌚	Unit(s) _____ / each
	<b>*Plus transport packaging</b>			Unit(s) _____ / each
	<b>Glass for side element in RC 2, separate*</b>  <b>400 x 2100 mm (overall frame dimension)</b> Clear P4A laminated safety glass / sand-blasted with clear stripes / clear laminated safety glass ✓ THP 700, THP 750, THP 850, THP 900		ERSTP ⌚	Unit(s) _____ / each
	<b>From 300 x 1875 to 500 x 2250 mm (overall frame dimension)</b> Clear P4A laminated safety glass / sand-blasted with clear stripes / clear laminated safety glass ✓ THP 700, THP 750, THP 850, THP 900		ERSTP ⌚	Unit(s) _____ / each
	<b>From 501 x 1875 to 550 x 2250 mm (overall frame dimension)</b> Clear P4A laminated safety glass / sand-blasted with clear stripes / clear laminated safety glass ✓ THP 700, THP 750, THP 850, THP 900		ERSTP ⌚	Unit(s) _____ / each
	<b>*Plus transport packaging</b>			Unit(s) _____ / each

ORDER	Customer no.: _____ Order no.: _____	
	Customer name: _____	
	Shipping address: _____	
	Place / date: _____	Stamp and signature _____

# 30. Side element / transom light (replacement)

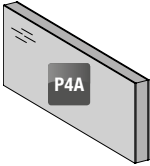
For THP

Article	Description	Production period	Art. no.	Quantity
	<b>Glass for transom light, separate*</b>			Unit(s)
	<b>From 700 × 300 to 1250 × 500 mm (overall frame dimension)</b>			
	Clear laminated safety glass / clear / clear laminated safety glass		ERSTP ⌚	____ / each
	Clear laminated safety glass / Satinato / clear laminated safety glass		ERSTP ⌚	____ / each
	Clear laminated safety glass / sand-blasted / clear laminated safety glass		ERSTP ⌚	____ / each
	✓ THP			
	<b>From 1251 × 300 to 1750 × 500 mm (overall frame dimension)</b>			
	Clear laminated safety glass / clear / clear laminated safety glass		ERSTP ⌚	____ / each
	Clear laminated safety glass / Satinato / clear laminated safety glass		ERSTP ⌚	____ / each
	Clear laminated safety glass / sand-blasted / clear laminated safety glass		ERSTP ⌚	____ / each
	✓ THP			
	<b>From 1751 × 300 to 2250 × 500 mm (overall frame dimension)</b>			
	Clear laminated safety glass / clear / clear laminated safety glass		ERSTP ⌚	____ / each
	Clear laminated safety glass / Satinato / clear laminated safety glass		ERSTP ⌚	____ / each
	Clear laminated safety glass / sand-blasted / clear laminated safety glass		ERSTP ⌚	____ / each
	✓ THP			
	<b>*Plus transport packaging</b>			____ / each

<b>ORDER</b>	Customer no.: _____ Order no.: _____	
	Customer name: _____	
	Shipping address: _____	
	_____	Stamp and signature
	Place / date: _____	

# 30. Side element / transom light (replacement)













For THP

Article	Description	Production period	Art. no.	Quantity
	<b>Glass for transom light in RC 2, separate*</b>			Unit(s)
	<b>From 700 x 300 to 1250 x 500 mm (overall frame dimension)</b>			
	Clear P4A laminated safety glass / clear / clear laminated safety glass		ERSTP ⌚	_____ / each
	Clear P4A laminated safety glass / Satinato / clear laminated safety glass		ERSTP ⌚	_____ / each
	Clear P4A laminated safety glass / sand-blasted / clear laminated safety glass		ERSTP ⌚	_____ / each
	✓ THP			
	<b>From 1251 x 300 to 1750 x 500 mm (overall frame dimension)</b>			
	Clear P4A laminated safety glass / clear / clear laminated safety glass		ERSTP ⌚	_____ / each
	Clear P4A laminated safety glass / Satinato / clear laminated safety glass		ERSTP ⌚	_____ / each
	Clear P4A laminated safety glass / sand-blasted / clear laminated safety glass		ERSTP ⌚	_____ / each
	✓ THP			
	<b>From 1751 x 300 to 2250 x 500 mm (overall frame dimension)</b>			
	Clear P4A laminated safety glass / clear / clear laminated safety glass		ERSTP ⌚	_____ / each
	Clear P4A laminated safety glass / Satinato / clear laminated safety glass		ERSTP ⌚	_____ / each
	Clear P4A laminated safety glass / sand-blasted / clear laminated safety glass		ERSTP ⌚	_____ / each
	✓ THP			
	<b>*Plus transport packaging</b>			_____ / each

ORDER	Customer no.: _____ Order no.: _____	
	Customer name: _____	
	Shipping address: _____	
	_____	Stamp and signature
	Place / date: _____	

# 30. Side element / transom light (replacement)

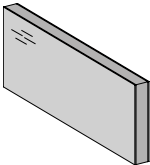


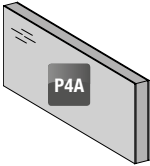


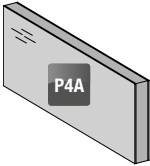




For IP / IPS

Article	Description	Production period	Art. no.	Quantity
	<b>Glass for side element, separate*</b>			Unit(s)
	<b>400 × 2100 mm (overall frame dimension)</b> Clear laminated safety glass / clear laminated safety glass		ERSTP 	____ / each
	Clear laminated safety glass / Satinato single-pane safety glass ✓ IP		ERSTP 	____ / each
	<b>From 300 × 1875 to 500 × 2250 mm (overall frame dimension)</b> Clear laminated safety glass / clear laminated safety glass		ERSTP 	____ / each
	Clear laminated safety glass / Satinato single-pane safety glass ✓ IP		ERSTP 	____ / each
	<b>From 501 × 1875 to 1000 × 2250 mm (overall frame dimension)</b> Clear laminated safety glass / clear laminated safety glass		ERSTP 	____ / each
	Clear laminated safety glass / Satinato single-pane safety glass ✓ IP		ERSTP 	____ / each
	<b>*Plus transport packaging</b>			____ / each
	<b>Glass for side element in RC 2, separate*</b>			Unit(s)
	<b>400 × 2100 mm (overall frame dimension)</b> Clear P4A laminated safety glass / clear laminated safety glass		ERSTP 	____ / each
	Clear P4A laminated safety glass / Satinato single-pane safety glass ✓ IPS		ERSTP 	____ / each
	<b>From 300 × 1875 to 500 × 2250 mm (overall frame dimension)</b> Clear P4A laminated safety glass / clear laminated safety glass		ERSTP 	____ / each
	Clear P4A laminated safety glass / Satinato single-pane safety glass ✓ IPS		ERSTP 	____ / each
	<b>*Plus transport packaging</b>			____ / each

<b>ORDER</b>	Customer no.: _____ Order no.: _____	
	Customer name: _____	
	Shipping address: _____	
	Place / date: _____	Stamp and signature _____

# 30. Side element / transom light (replacement)

For IP / IPS






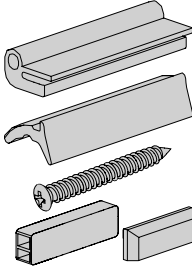
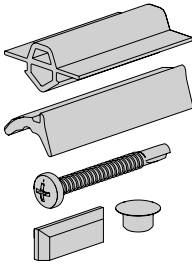
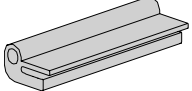
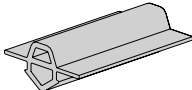
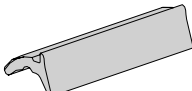
Article	Description	Production period	Art. no.	Quantity
	<b>Glass for transom light, separate*</b>			Unit(s)
	<b>From 700 x 300 to 1250 x 500 mm (overall frame dimension)</b>			
	Clear laminated safety glass / clear laminated safety glass		ERSTP 	_____ / each
	Clear laminated safety glass / Satinato single-pane safety glass		ERSTP 	_____ / each
	✓ IP			
	<b>From 1251 x 300 to 2250 x 500 mm (overall frame dimension)</b>			
	Clear laminated safety glass / clear laminated safety glass		ERSTP 	_____ / each
	Clear laminated safety glass / Satinato single-pane safety glass		ERSTP 	_____ / each
	✓ IP			
	<b>*Plus transport packaging</b>			_____ / each
	<b>Glass for transom light in RC 2, separate*</b>			Unit(s)
	<b>From 700 x 400 to 1250 x 500 mm (overall frame dimension)</b>			
	Clear P4A laminated safety glass / clear laminated safety glass		ERSTP 	_____ / each
	Clear P4A laminated safety glass / Satinato single-pane safety glass		ERSTP 	_____ / each
	✓ IPS			
	<b>From 1251 x 400 to 2250 x 500 mm (overall frame dimension)</b>			
	Clear P4A laminated safety glass / clear laminated safety glass		ERSTP 	_____ / each
	Clear P4A laminated safety glass / Satinato single-pane safety glass		ERSTP 	_____ / each
	✓ IPS			
	<b>*Plus transport packaging</b>			_____ / each

ORDER	Customer no.: _____ Order no.: _____	
	Customer name: _____	
	Shipping address: _____	
	_____	Stamp and signature
	Place / date: _____	



# 30. Side element / transom light (replacement)

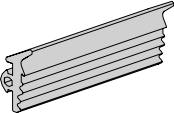
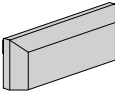
## Accessories

Article	Description	Production period	Art. no.	Quantity	
	<b>Glazing bead for a complete side element / transom light</b>  RAL 9016 Color Matt deluxe Decor  ✓ TPS, THP, IP, IPS		ERSTP  ERSTP  ERSTP  ERSTP 	Unit(s) _____ _____ _____ _____	/ each / each / each / each
	<b>Accessory bag with side element / transom light</b> <ul style="list-style-type: none"> <li>• Coupling seal, 5 m</li> <li>• Glazing sealing, 5.50 m</li> <li>• Fitting screws</li> <li>• Drainage caps</li> <li>• Fitting devices</li> </ul> ✓ TPS, IP, IPS		271909 •	Unit(s) _____	/ each
	<b>Accessory bag with side element / transom light</b> <ul style="list-style-type: none"> <li>• Coupling seal</li> <li>• Glazing sealing</li> <li>• Fitting screws</li> <li>• Drainage caps</li> <li>• Cover caps</li> </ul> ✓ THP		277512 •	Unit(s) _____	/ each
	<b>Coupling seal</b>  ✓ TPS, IP, IPS		ERSTP •	Metres _____	/ m.
	<b>Coupling seal</b>  ✓ THP		ERSTP •	Metres _____	/ m.
	<b>(Interior) seal for side element / transom light</b>  ✓ TPS, THP, IP, IPS		632085 •	Metres _____	/ m.

<b>ORDER</b>	Customer no.: _____ Order no.: _____	
	Customer name: _____	
	Shipping address: _____	
	_____	Stamp and signature
	Place / date: _____	

# 30. Side element / transom light (replacement)

## Accessories

Article	Description	Production period	Art. no.	Quantity	
	<b>(Exterior) seal for side element / transom light</b>  ✓ TPS, THP, IP, IPS		342539 •	Metres	/ m.
				_____	
	<b>Drainage caps</b> White Grey black  ✓ TPS, THP, IP, IPS		277712 •	Unit(s)	/ each
			278132 •	_____	/ each
			277716 •	_____	/ each

ORDER

Customer no.:                      Order no.:



Customer name:

Shipping address: \_\_\_\_\_

Place / date:


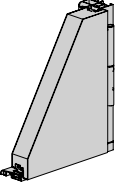


Stamp and signature

## 31. Touch-up paint (replacement)

Article	Description	Production period	Art. no.	Quantity
	<b>Touch-up paint, 10 ml</b>			Unit(s)
	RAL 1015 Light ivory		ERSTP •	/each
	RAL 3000 Flame red		ERSTP •	/each
	RAL 3003 Ruby red		ERSTP •	/each
	RAL 3004 Purple red		ERSTP •	/each
	RAL 5010 Gentian blue		ERSTP •	/each
	RAL 5014 Pigeon blue		ERSTP •	/each
	RAL 6005 Moss green		ERSTP •	/each
	RAL 7012 Basalt grey		ERSTP •	/each
	RAL 7015 Slate grey		ERSTP •	/each
	RAL 7016 Anthracite grey		ERSTP •	/each
	RAL 7035 Light grey		ERSTP •	/each
	RAL 7037 Dusty grey		ERSTP •	/each
	RAL 7039 Quartz grey		ERSTP •	/each
	RAL 7040 Window grey		ERSTP •	/each
	RAL 8003 Clay brown		ERSTP •	/each
	RAL 8028 Terra brown		ERSTP •	/each
	RAL 9001 Cream		ERSTP •	/each
	RAL 9002 Grey white		ERSTP •	/each
	RAL 9005 Jet black		ERSTP •	/each
	RAL 9006 White aluminium		ERSTP •	/each
	RAL 9007 Grey aluminium		ERSTP •	/each
	RAL 9016 Traffic white		ERSTP •	/each
	CH 703 Anthracite metallic		ERSTP •	/each
	CH 907 Grey aluminium		ERSTP •	/each
	CH 703 Matt deluxe		ERSTP •	/each
	CH 7016 Matt deluxe		ERSTP •	/each
	CH 8028 Matt deluxe		ERSTP •	/each
	CH 9006 Matt deluxe		ERSTP •	/each
	CH 9007 Matt deluxe		ERSTP •	/each
	CH 9016 Matt deluxe		ERSTP •	/each
	✓ TPS, THP, IP, IPS, MZ Thermo46, MZ Thermo65, KSI Thermo46, FS Thermo65			
	<b>Touch-up pen, 10 ml</b>			Unit(s)
	Golden Oak		691376 •	/each
	Dark Oak		271333 •	/each
	Night Oak		276831 •	/each
	Winchester Oak		344113 •	/each
	Titan Metallic CH 703		343537 •	/each
	✓ TPS, THP, IP, IPS, MZ Thermo46, MZ Thermo65, KSI Thermo46, FS Thermo65			

<b>ORDER</b>	Customer no.: _____ Order no.: _____	
	Customer name: _____	
	Shipping address: _____	
	_____	_____
	Place / date: _____	Stamp and signature _____

## 32. Small parts (replacement)

Article	Description	Production period	Art. no.	Quantity
	<b>Word mark</b> 81.2 × 15 mm  ✓ TPS, THP		5155161 •	Unit(s) _____ / each
	<b>Sample corner</b>  Thermo46 with aluminium frame (profile A1) ✓ TPS  Thermo65 with aluminium frame (profile A3) ✓ THP		343157 •  343159 •	Unit(s) _____ / each  _____ / each
	<b>Sample case</b> Plastic box (HKP)  ✓ TPS, THP, MZ Thermo46, MZ Thermo65, KSI Thermo46		278816 •	Unit(s) _____ / each
	<b>Door label set "Push / Pull"</b> With 5 × 2 stickers  ✓ TPS, THP, MZ Thermo46, MZ Thermo65, KSI Thermo46, FS Thermo65		2038767 •	Unit(s) _____ / each

<b>ORDER</b>	Customer no.: _____ Order no.: _____	
	Customer name: _____	
	Shipping address: _____	
	Place / date: _____	Stamp and signature _____

[illegible]



# General Terms and Conditions of Sale and Delivery (issued 1.3.2020)

## § 1 General

1. Our General Terms and Conditions of Sale and Delivery apply to all deliveries and services in accordance with the contract concluded between us and the Customer.
2. Our General Terms and Conditions of Sale and Delivery are exclusively applicable; Customers' conditions which conflict with or deviate from our conditions are not recognised unless we have agreed to them expressly in writing.
3. Our General Terms and Conditions of Sale and Delivery apply only to transactions with business entities as per Section 14 of the German Civil Code (BGB).

## § 2 Entry into contract

1. Our offers are without engagement and non-binding, unless otherwise agreed. Our order confirmation is decisive for nature and scope. We reserve the right to make technical changes as well as changes to form, colour and/or weight insofar as is reasonable.
2. The offer shall be regarded as accepted only when an order confirmation is issued or the goods are dispatched. The issue of a confirmation of receipt or the receipt of a telephone order do not constitute a binding acceptance. In the case of goods that have to be made to order, following our written confirmation the contract shall be regarded as having been concluded even if details of its execution which may affect price and delivery remain to be clarified. The right to make design and form changes during the delivery period is reserved, provided that the subject of delivery and its function and appearance are not fundamentally altered thereby. There will be no resulting change in price.
3. In respect of figures, drawings, calculations and similar documents, we reserve ownership and copyright. This likewise applies to such documents designated as "confidential". These documents may not be made available to third parties without our express prior approval.

## § 3 Prices and terms of payment

1. Unless otherwise specified in the order confirmation, our prices apply "ex works", excluding transport and fitting, which shall be invoiced separately. Costs for packaging, with the exception of small and spare parts, are included. The value added tax as required by law is not included in our prices; this tax will be shown separately on the invoice at the legal rate applicable on the date of invoicing.
2. Our invoices shall be due to be paid net (without deduction) within 30 days. The deduction of discounts requires a special agreement in writing.
3. Should the price of materials or taxes and levies be increased after the contract has been concluded, we shall be entitled to adjust our prices accordingly if there are at least 4 months between entry into contract and intended delivery.
4. Should the Customer commission not only delivery but also fitting or similar services, these shall be invoiced by the hour unless a fixed rate has been agreed expressly. Our valid Terms and Conditions of Installation shall apply to all assembly services.
5. We are entitled, even in the case of conflicting Customer conditions, to set off payments against the Customer's previous debts. If costs and interest have already incurred, we are entitled to set off the payment against the costs, then to the interest and finally to the main service.
6. We are also entitled to make our remaining claims immediately payable and render the execution of all further services subject to an advance payment or provision of security, if we become aware of circumstances that call the solvency and the credit standing of the Customer in question, in particular in the event of default in payment. The right to claim further damages will remain unaffected.
7. During the delay, the Customer cannot invoke the right to possession. Any claim for return on our side during a delay on the Customer's side shall only be considered as withdrawal from the contract if we have specified this expressly in writing.
8. The Customer shall only have the right to offsetting if the Customer's counterclaims have been determined without further legal recourse, beyond dispute or if the counterclaims have been recognised by us. The Customer can only exert a right of retention if and when the counterclaim rests on the same contractual relationship.

## § 4 Place of fulfillment, transfer of risk

1. Unless otherwise specified in the order confirmation, a delivery "ex works" (INCOTERMS 2010) has been agreed. The danger of accidental loss or deterioration of the goods purchased passes to the Customer upon hand-over of the goods to the shipping agent, the freight forwarder or the person or establishment otherwise appointed to execute the shipment. This shall likewise apply in case of partial delivery or if we have taken over other services (e.g. shipping or fitting).
2. Should the Customer be in default of acceptance, the danger of accidental loss or deterioration of the goods purchased shall pass to the Customer. Any storage costs incurred shall comply with Section 5 No. 3.
3. If carriage paid delivery of the goods has been agreed, the means of transport must be unloaded immediately by the Customer. Waiting times will always be at the Customer's expense. Direct delivery to site shall always be regarded as on truck on an even, drivable road. Unloading including transportation to the place of use or storage is the responsibility of the Customer who in the event of delay must bear the costs and danger of unloading, stacking, storage or return transport. The recipient acting on behalf of the Customer at the place of unloading shall be regarded as authorised to accept the load with binding effect.

## § 5 Delivery times

1. The period of delivery specified by us shall only begin after clarification of all technical questions.
2. Information on delivery dates shall be considered the expected periods of delivery and are always subject to correct and timely delivery by suppliers and / or other manufacturers to us. The Customer may only set a time limit for the supply / performance if the expected delivery date has been exceeded by more than three weeks. This time limit must be reasonable and must amount to a minimum of three weeks. Claims for damages due to non-compliance with an expected delivery date are excluded. Delays in supply and performance as a result of force majeure or as a result of events which materially impede or prevent us from making delivery – including in particular subsequent material procurement difficulties for which we are not responsible, interruption of operations, strikes, lockouts, official directives, etc., even if these affect our suppliers or sub-suppliers – will be notified to the Customer immediately. Events of this type entitle us to withdraw from the contract either in whole or in part if the order is not yet completed. In the event of withdrawal, any compensating measures already performed for the Customer shall be reimbursed immediately.
3. Should the Customer be in delay of acceptance, we are entitled to store the goods at the Customer's danger and expense. For the corresponding storage costs, we can optionally demand reimbursement of the actually incurred costs or of a fixed rate of 5 % of the invoice sum for each commenced month. This also applies to storage by us. The Customer has the right to prove less damage in the event of a claim to flat-rate damage reimbursement.
4. Should, after the time limit set by us has expired, the Customer refuse to accept the goods or declare to no longer want to accept the goods without entitlement to do so, we can also demand damage compensation due to non-fulfilment.
5. Partial deliveries are permissible to a reasonable extent.

## § 6 Reservation of title

1. We reserve ownership of the goods until complete payment of all claims from the ongoing business relationship with the Customer. Should the value of the reserved goods exceed the claims to be secured from the ongoing business relationship with the Customer by more than 20 %, we are obligated to release the reserved goods on Customer request. The selection of the securities to be released is at our discretion.
2. While retention of title is in effect, the Customer is obligated to treat the goods purchased with care and sufficiently insure them against fire and water damage and theft at their value when new and at the Customer's expense. Any claims asserted for damages by the Customer against the insurer or other third parties due to deterioration of the reserved goods are right now signed over to us at the amount of the invoice sum. Should maintenance and inspection work be required, the Customer shall perform said work regularly at the Customer's own expense. The Customer must inform us immediately and in writing of all access of third parties to the goods, in particular of all foreclosure and any damage to or destruction of the goods. The Customer must inform us of a change in possession of the goods as well as a change in the Customer's address immediately. The Customer must reimburse us of all damage and costs caused by a violation of this obligation and resulting necessary intervention measures to prevent access of third parties to the goods. In the event of access by third parties, the Customer must also provide us with the necessary help to assume our rights.
3. The Customer is not permitted to pledge reserved goods nor assign them as security.
4. Processing or transformation of goods supplied subject to the reservation of title is always undertaken by the Customer on our behalf. If the reserved goods are treated, processed or mixed, the reserved title to the processed or mixed goods shall continue. If the reserved goods are processed or combined inextricably with items which are not our property, we shall acquire ownership of the new object in the ratio of the invoice value of the reserved goods to the invoice value of the other goods used at the time of processing or combination. The resulting co-ownership rights shall be deemed to be reserved goods in accordance with these Terms and Conditions. If our goods are joined or combined inextricably with other movable items into a single object and this other object is to be considered the main object, the Customer shall concede proportionate joint ownership to us should the main object belong to the Customer. In the aforementioned cases, the Customer here and now assigns all ownership rights to the processed, joined, or combined goods to us. Instead of a transfer, the Customer shall hold the processed, joined, or combined object in safe custody on our behalf. For the object resulting from processing, use, or combination, the same applies in all other respects as for reserved goods.
5. The Customer is entitled to resell goods supplied subject to reservation of title by way of due and proper business transactions. The Customer here and now assigns all claims with all rights arising from the resale of the reserved goods to us in full. We accept this assignment. Should the Customer sell the reserved goods – after processing / combination – together with goods not belonging to the Customer, the Customer here and now assigns to us the claims resulting from resale in the amount of the value of the reserved goods along with all ancillary rights. We accept this assignment right now. The Customer is entitled to collect this claim even after assignment. However, we reserve the right to collect the claim ourselves as soon as the Customer fails to properly meet payment obligations and enters into default, or reasonable doubt about the Customer's solvency and credit standing exists. At our request, the amount of the assigned claim, the person of the debtor and all other information required for collection must be provided, the corresponding documents must be handed over and the debtor must be notified of the assignment.
6. The right to further processing and resale ends with withdrawal from the contract.
7. During the Customer's standard business hours, we are at all times entitled to enter the offices and operating premises to check the reserved goods and to take possession of the reserved goods insofar as the Customer is unable to invoke rights to possession.

## § 7 Defect claims

1. The Customer shall be entitled to claims for defects only if the Customer's duties to inspect and report pursuant to Section 377 of the German Commercial Code (HGB) have been duly complied with. In the event that complaints are not reported in due time and / or in due form, the goods shall be regarded as accepted.
2. For the delivery of objects, we are free to decide to affect supplementary performance either by repair or replacement. If supplementary performance fails, the Customer can at his choice demand a reduction, withdrawal or compensation. In the event of only minor defects the Customer has no right to withdrawal.
3. As a matter of principle, the nature of the goods purchased shall be defined solely by our order confirmation. Public statements, recommendations or advertisements by us or third parties do not constitute contractual statements as to the nature of the goods.
4. The period of limitation for defect claims is based on § 438 of the German Civil Code (BGB) as long as no deviating time limits have been expressly agreed.
5. The Customer is not entitled to assign claims for material defects.

## § 8 Liability

1. We accept liability within legal provisions, provided the Customer asserts claims for damages that are based on intent or gross negligence. In the event of minor negligence, our liability is limited to predictable, typically occurring damage. We are not liable in the event of minor negligence of non-essential contractual obligations whose violation does not threaten the performance of the contract. This also applies to breach of duty by our legal representatives or vicarious agents.
2. Liability for negligent injury to life or limb or the impairment of a person's health remains unaffected from the above limitations of liability; this also applies to the Customer's claims according to the German Product Liability Act (Produkthaftungsgesetz).

## § 9 Concluding provisions

1. The law of the Federal Republic of Germany shall apply. The UN Convention on the International Sale of Goods shall not be applicable.
2. To take legal effect, subsidiary agreements and amendments must be confirmed in writing. This likewise applies to any modification of the clause stipulating the written form.
3. Unless otherwise specified in the order confirmation, our headquarters are the place of fulfilment. The exclusive place of jurisdiction for all disputes arising from this contract shall be Bielefeld, Germany.
4. Insofar as individual terms of the contract including these General Terms and Conditions should be or become ineffective either in whole or in part, this shall not affect the validity of the remaining provisions. The invalid provision shall be replaced by a clause that comes as close as possible to the intended purpose without being invalid. This also applies to any contractual gap.

# Hörmann: Quality without Compromise



Hörmann KG Amshausen, Germany



Hörmann KG Antriebstechnik, Germany



Hörmann KG Brandis, Germany



Hörmann KG Brockhagen, Germany



Hörmann KG Dissen, Germany



Hörmann KG Eckelhausen, Germany



Hörmann KG Freisen, Germany



Hörmann KG Ichtershausen, Germany



Hörmann KG Werne, Germany



Hörmann Alkmaar B.V., Netherlands




Hörmann Legnica Sp. z o.o., Poland



Hörmann Beijing, China



Hörmann Tianjin, China



Hörmann LLC, Montgomery IL, USA



Hörmann Flexon LLC, Burgettstown PA, USA



Shakti Hörmann Pvt. Ltd., India

Hörmann is the only manufacturer worldwide that offers you a complete range of all major building products from one source. We manufacture in highly-specialised factories using the latest production technologies. The close-meshed network of sales and service companies throughout Europe, and activities in the USA and Asia, make Hörmann your strong partner for first-class building products, offering “Quality without Compromise”.

**GARAGE DOORS**  
**OPERATORS**  
**INDUSTRIAL DOORS**  
**LOADING EQUIPMENT**  
**HINGED DOORS**  
**DOOR FRAMES**

# HÖRMANN